

WELLINGTON FISH AND GAME COUNCIL

MEETING AGENDA

TUESDAY 7TH FEBRUARY 2012

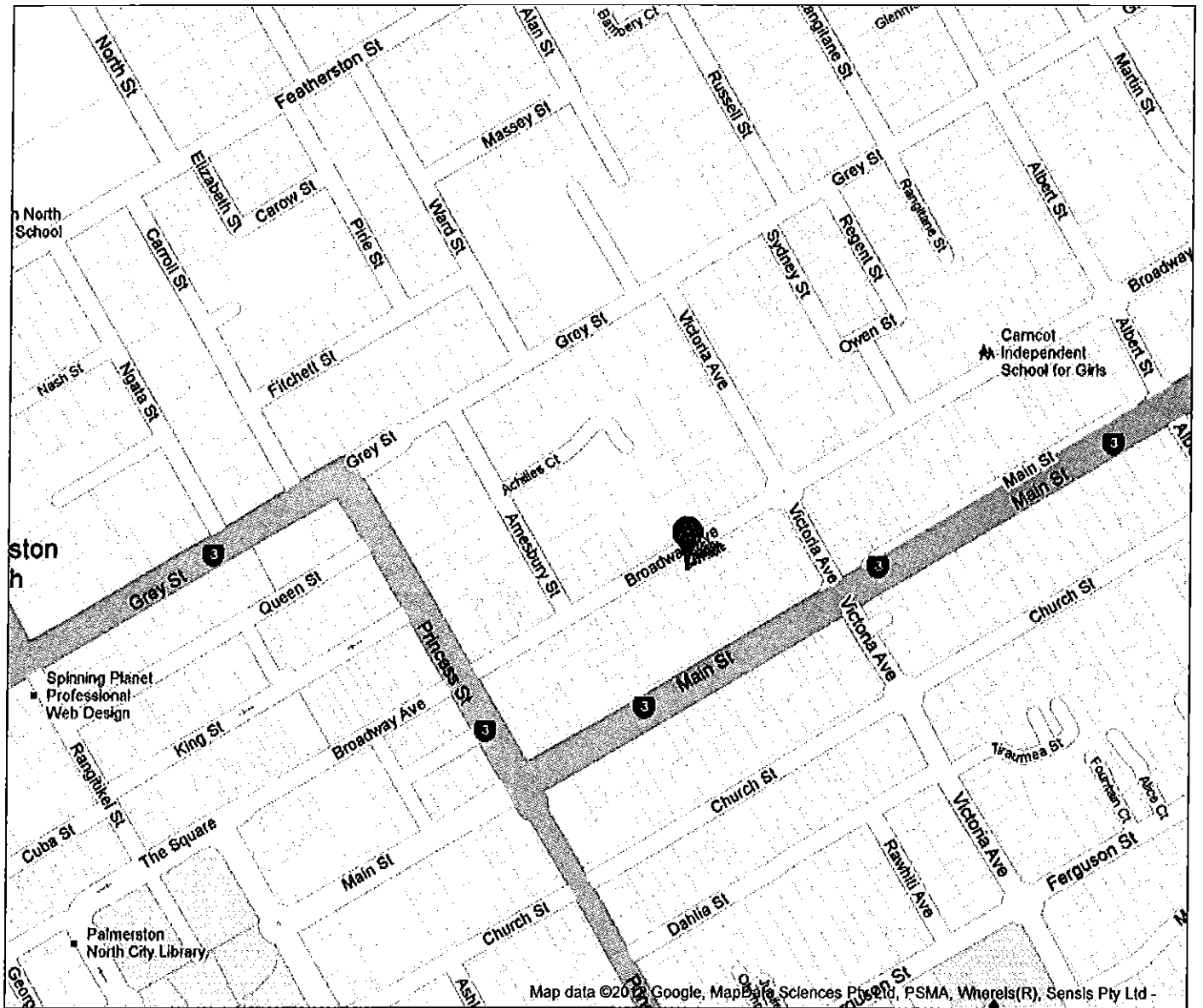
AGENDA

Location: Tuesday 7th February 2012, RSA 200 Broadway Avenue, Palmerston North, at 3.00pm.

	Page
1. Present and In Attendance	
2. Apologies	
3. Conflict of Interest	
4. Minutes, 30 th November 2011	1-11
5. Matters Arising	
6. National Council Business	
7. New Zealand Council Appointee	
8. Draft Game Season Conditions to be tabled	
- Confirmation of Draft Recommendations	
- Confirmation of Trend Counts	
9. Rangitikei River Access Update	
10. One Plan Update	
11. Audit Report	12-16
12. Fraud Policy Review	17-20
- Current Policy	
13. Management Report	21-25
14. Fishing Licence Report	26-28
- National Licence Sales Report	
15. Expenditure Report/Financial Transactions	29-46
16. Correspondence/Media	47-57
17. General Business	

We're changing our privacy policy and terms. This stuff matters. [Learn more](#) [Dismiss](#)

To see all the details that are visible on the screen, use the Print link next to the map.



WELLINGTON FISH AND GAME COUNCIL

The Chairman
Wellington Fish and Game Council

AGENDA MANAGEMENT

Council should do the following things;

- **Review the Annual Program for Meeting Agendas**, and decide what items should be added to it.
- **Review the Current Agenda**, and decide on the order of items, the timing requirements for items, any items to be deferred, or any new business to be tabled.
- **Review Next Two Meeting Agendas**, to see what's coming, and decide on anything that needs to be included or changed.

No resolutions should be necessary here, unless to resolve debate on a future course of action. The Minutes will record all issues that Council agrees, and these will be reflected in future Action Lists, Annual Programs, and Agendas as may be appropriate.

Meeting Dates & Venues Wellington Fish & Game Council 2011

DATE	DAY	VENUE
<i>7 February 2012</i>	<i>Tuesday</i>	<i>Palmerston North RSA</i>
Other Meeting Dates & Venues to be confirmed		
April 2012		
June 2012		
August 2012		
October 2012		
November 2012		

WELLINGTON FISH & GAME COUNCIL

ANNUAL PROGRAM for MEETING AGENDAS.

Meeting	Board	Operational	Statutory	Strategic and Policy
Tuesday 7th February 2012	All Board Items.	All Operational Items, to be Received.	Game Season regulations	
April 2012	All Board Items.	All Operational Items, to be Received	Draft Annual Plan	
June 2012	All Board Items.	All Operational Items, to be Received	Draft Anglers Notice	
August 2012	All Board Items.	All Operational Items, to be Received	Adopt Annual Plan	
October 2012	All Board Items.	All Operational Items, to be Received		
November 2012	All Board Items.	All Operational Items, to be Received Annual Reports, to be Received	Annual General Meeting. Annual Report to Adopt and Present. Game season regulations	

Board Items are as follows.

- Present and in Attendance.
- Apologies.
- Minutes of Previous Meeting to be Approved.
- Matters Arising from the Minutes.
- Agenda Management, including review of Action List, review of Annual Program for Meeting Agendas, and review of current and next two meeting agendas.
- Chairman's Business.
- New Zealand Fish & Game Council Business.

Operational Items are as follows.

- Management Report, to be Received.
- Schedules of Financial Transactions, Bank Balances, and Correspondence, to be Received.
- Project Expenditure Report, to be Received.
- Licence Sales Reports, to be Received.

Process to Get Items on Agenda is as follows.

- Raise the matter in General Business at the end of the meeting, to get it resolved there and then, or
- Raise the matter under Agenda Management near the beginning of the meeting, to seek Council's agreement for a Councillor and/or management to prepare and present a paper on the subject for formal inclusion in a subsequent meeting agenda, or
- Present a paper as a Notice of Motion, following the procedure of 2.16 on page 24 of the Fish and Game Rules in Part 4 of the big blue Policy Manual.



WELLINGTON FISH & GAME COUNCIL
UNCONFIRMED

**MINUTES OF MEETING OF THE WELLINGTON FISH & GAME COUNCIL,
HELD ON WEDNESDAY 30 NOVEMBER 2011 AT 3.15PM AT THE UPPER
HUTT COSMOPOLITAN CLUB, LOGAN STREET, UPPER HUTT,
WELLINGTON.**

1. **Present:**
Chairman Martin Taylor, Councillors Chris O'Meara, Tim Allen, Richard Moore, Mark Grace, Strato Cotsilinis, Brad Johnson, Eric Neumann.
2. **In Attendance:**
Staff: Phil Teal (Manager), Nic Cudby.
3. **Apologies:**
Councillors Duncan Thomas, Jim Cook, Andy Tannoek, Andrew Morris.

Staff: Corina Jordan, Steve Pilkington

It was moved that:
the apologies be accepted.

Chris O'Meara/Brad Johnson
Carried

4. **Conflicts of Interest**
A list was distributed for viewing of the existing declarations of Conflicts of Interest. There was no additional declaration of Conflicts of Interests not already registered.
5. **Minutes of Previous Meeting of 12 October 2011:**
After brief discussion it was moved that:
the Minutes of the meeting of the Wellington Fish & Game Council of 12 October 2011 be approved as a true and correct record of the proceedings of that meeting.

Strato Cotsilinis/Brad Johnson
Carried

6. **Matters Arising:**
Mr Teal noted that Chris Lester DoC Wairarapa Area Manager had been seconded to the Hawke's Bay Area for up to two years but that he would continue to oversee the Wairarapa Area until a replacement had been appointed.

Brief discussion ensued on the practice of having “unconfirmed” minutes posted on the website, with it reiterated to have “unconfirmed” minutes on the website when posting an agenda.

Brief discussion on the confirmed Wellington Fish & Game Council meeting timetable – noting that one meeting was close to the opening weekend of the fishing season.

Mr Teal was requested to distribute the timetable for the 2012 Fish & Game elections to Councillors (and website) once this was known.

Councillor Johnson noted that the speed of transaction using Agency on Line licence sales channel is still slow, particularly for existing licence holders re-purchasing a licence. Mr Teal undertook to inform NZ Council and Eye De Ltd to investigate reasons for this.

7. New Zealand Council Business

Councillor Richard Moore presented an overview of the NZ Council meeting held on 20 November 2011.

He summarised that NZ Council had considered that the Otago appointee had breach governance policy and passed a vote of no confidence in Otago F&G’s appointee, and requested Otago remove/replace him from NZ Council. This had arisen from a re-litigation of an issue where he had independently contacted NZ Council’s legal advisors requesting information and inferring threats of legal action should they not provide information he required. The NZ F&G Council Chairman has written to Otago F&GC to ask them that they review their appointee and representation.

Councillor Allen was concerned that current focus was on unresolved issues between NZ Council and three individuals. It was clarified by Councillor Moore that the legal opinion for Chen Palmer was not releasable, as part of “natural justice” in relation to Mr Bates and a right of reply and clarification. Mr Bates had indicated he would respond to the report but hadn’t in a timely manner and was given until 24 January to do so (6+ months). Chairman Taylor noted that he had requested a copy of the legal opinion to assist with deliberations on the upper Rangitikei River access, but had been deferred until Mr Bates had replied.

Councillor Moore confirmed that Federated Farmers were successful in getting a one off grant of \$100,000 to control Canada geese which would be funded from DoC and MaF budgets (50:50).

Councillor Moore noted that NZ Council had discussed the proposal for a guides licence and it favoured a least-intrusive guide licence option without undue restrictions – and various potential conditions also noted. Comments

would be sought from regional F&G Councils before the final version is presented to the Minister of Conservation.

Councillor Moore discussed licence category research conducted by Fish & Game staff – which is investigation new licence categories and examining the potential effect on revenue. The report would be circulated to Fish & Game regions for their information.

Councillor Moore noted that some South Island fish & game councils were actively co-operating with high country farmers to maintain good relationships and access arrangements.

Councillor Moore noted that Guy Salmon had addressed NZ Council and had considered Fish & Game are not collaborating enough and needs to be seen in the public arena doing so.

Councillor Moore briefly noted that a strategic planning session facilitated by Richard Thompson was undertaken. This resulted in acknowledgement of improving liaison with strategic allies and that they could be invited to the February NZ Council meeting to discuss common aims/initiatives. It was also considered important to progress initiatives to improve public awareness capability internally within Fish & Game NZ.

Councillor Moore noted that there were three presentations from synergistic organisations/agencies:

- Federation of Freshwater Anglers (Jim Hale and Ken Sims) confirmed that Fish & Game was the best model to promote freshwater fishing;
- Tourism Industry Assoc. NZ (Geoff Ensor) didn't support the concept of increasing fees for the tourist licence, but tourism industry and fish and game should work together to promote fishing;
- Walking Access Commission (Mark Neilsen/Ric Cullinane)

Councillor Allen expressed concerns that the organisation's resources were being consumed on the unresolved internal issues between parties. Chairman Taylor noted that the issues are wider than the individual's involved but focused on conflict of interest issues and the wider angling issues relating to access. He expressed the view that the internal structures and positions on issues such as access must be clear, if there are points of contention in public.

It was acknowledged that the democratic process allowed for regional appointments but when it affects NZ F&GC's functioning then it becomes untenable. There was no further action or statement suggested but Councillor Cotsilinis noted that it was a poor look and needs to be solved/resolved.

It was then moved that

That the report from Councillor Moore on NZ Council Meeting held on 20 November 2011 be received

Chris O'Meara/Brad Johnson

Carried

8. Black Swan Regulation Setting Policy

A discussion document *Review of Regulation Setting Policy for Hunting Black Swan in Wellington Region* prepared by staff outlined the current policy, rationale for this, the resultant harvest effects, and regulation effectiveness.

An alternative policy was considered that simplified regulations, maintained hunter opportunity, and addressed the paradox of increasing numbers in the Wellington region but having increasingly restrictive hunting conditions due to variations in the wider central NZ population.

Region	Very Restrictive	Restrictive	Normal	Liberal
Wellington A (East)	<2000	2000-3000	3000-5,000	> 5,000
Wellington B (West)	<500	500-1000	1000-1500	>1500
	1 bird Queens Birthday to conclusion of waterfowl season	1 bird Duration of Waterfowl Season (normal = 8 weeks)	2-3 birds Duration of Waterfowl Season (normal = 8 weeks)	3+ birds Duration of Waterfowl Season (normal = 8 weeks)
Central NZ	7,000 – 10,000	10,000 – 13,000	13,000 – 16,000	> 16,000

Councillor Cottilinis made comment on the harvest rate, and numbers at Boggy Pond, Lake Wairarapa and potential disturbance effects of management activities by agencies.

Councillor Neumann made the observation on the relatively large error bars relating to harvest estimates – Mr Teal noted that the survey design was primarily for mallard harvest. Councillor Neumann also noted that there appeared to be a four year fluctuation in numbers counted in the Nelson/Marlborough region that warranted further investigation.

After further discussion it was moved that

The modified black swan regulation setting policy outlined in the discussion document be adopted and be reviewed after two years for regulation effectiveness

Brad Johnson/Chris O'Meara

Carried

9. Preliminary Recommendations for 2012 Game Regulations

After discussion was held on the harvest regulation for each species, it was moved that:

Mallard:

The season conditions for mallard be confirmed as "normal" as per the regulation setting policy for mallard - ten (10) birds per day and eight week duration.

Richard Moore/Tim Allen

Carried

Paradise Shelduck:

That season recommendations be made following the January moult counts, and that staff were to investigate the location additional moult sites

Strato Cotsilinis/Chris O'Meara

Carried

NZ Shoveler:

That a conservative season condition of a two (2) bird limit per day for either sex for the duration of the "normal" waterfowl season (eight weeks)

Strato Cotsilinis/Richard Moore

Carried

Pukeko:

that the season conditions be the same as last year - five (5) birds per day for all areas - for the duration of the waterfowl season;

Strato Cotsilinis/Tim Allen

Carried

Bob-White Quail:

that the season conditions be the same as last year - no limit in all areas for the duration for the upland game season (1st Saturday May to last Sunday in August);

Brad Johnson/Richard Moore

Carried

Pheasant:

*that the season conditions be the same as last year - two (2) * in all areas for the duration of the upland game season (1st Saturday May to last Sunday in August); * except for upland game properties with special conditions which have no limit both sexes*

Chris O'Meara/Brad Johnson

Carried

Red Legged Partridge:

that the season conditions of no limit for the duration of the upland game season (1st Saturday May to last Sunday in August) be restricted to upland game properties with special conditions

Brad Johnson/Chris O'Meara

Carried

California Quail

That the season conditions be the same as last year - five (5) birds in all areas for the duration of the upland game season (1st Saturday May to last Sunday in August)

Chris O'Meara/Brad Johnson

Carried

Opening Date for Upland Game Property with Special Conditions

An existing declared conflict of interest had been noted for Councillor Mark Grace regarding issues relating to Rathmoy Game Preserve and it was agreed he would not vote nor participate in discussions.

Council considered an application from Rathmoy Game Preserve to commence an open season on upland game species (principally pheasant) from early April. This was approved as a variation conditional that guidelines relating to conditions for releasing birds are adhered to and that it is on a two year trial basis.

It was moved that

An extension to the current (2011/12) season conditions be made that allows for an open season on upland game species only on Rathmoy Game Preserve from 1 April 2012 to 4 May 2012 and an extension to the 2012/13 season conditions from 1 April 2013 to 3 May 2013

Brad Johnson/Richard Moore

Carried

10. Research Proposal Rangitikei River

Mr Teal introduced the research proposal which would be overseen by Prof Russell Death and Dr Ian Fuller that would attempt to link ecology and environmental drivers (water quality, water quantity, and geomorphology). It was envisaged that costs would be approximately \$10,000. After some further clarification it was moved

That the research project proposed proceed with funding being provided from the Rangitikei Trout Fishery budget (or reserve)

Mark Grace/Richard Moore

Carried

Mr Teal also explained the value of fish tagging programme in terms of angler involvement and types of inferences that can be made from this data. Cost of the equipment was estimated at approximately \$2000. It was envisaged that expert/keen anglers from clubs could assist in targeting sections of the Rangitikei River (or tributaries), as well as other rivers in the region

It was moved

That fish tagging equipment be purchased from the Rangitikei Trout Fishery budget (or reserve)

Strato Cotsilinis/Mark Grace

Carried

11. Canada Geese Management

Councillor Allen initiated discussion on the possibility that Wellington F&G Council could advocate to NZ Fish & Game Council to get Canada geese reinstated on Schedule 1 of the Wildlife Act – Gamebird. Councillor Allen was also critical of the NZ F&G effort to keep Canada geese on the schedule.

Councilor Taylor disagreed with this view considering the effort over a long time by the NZF&G council on this issue.

Councillor Allen believes lobbying must be considered immediately on allowing Fish & Game to resume management once the population had been reduced through the culls and farmers are satisfied.

Councilor Allen then moved that:

that Wellington F&G Council ask NZ F&G Council to investigate ways and/or actively pursue the reinstatement of Canada geese to Schedule 1

Tim Allen/Mark Grace

Motion Lost

After the motion was lost, discussion was held about the right timing to start the process of returning Canada geese to the game schedule. It was then moved:

that Wellington F&G Council revisit the issue of reinstatement of Canada geese to Schedule 1 Gamebird status in three years time

Brad Johnson/Chris O'Meara

Carried

12. One Plan Update

Mr Teal updated Council on the progress on the One Plan where formal mediation had continued until the end of October which was longer than anticipated. While some issues had been progressed there were some issues which required agreement by all parties that are likely to be dealt with in the Environment Court. Chairman Taylor acknowledged the efforts of staff involved in organising the technical experts, caucusing, and legal team.

13. Management Report 1 October – 18 November 2011

Mr Teal briefed Council on an initiative by Wellington F&G to establish additional information layers on the Walking Access Commission's Walking Access Mapping System (WAMS). Angler information as a separate GIS layer on the WAMS mark II version may include access point information including photo.

Mr Teal clarified that he had not been informed on any increase of risk status due to the *Aeromonas salmonicola* bacterium which had been found in lampreys in Southland rivers and potentially an isolated incident in hatchery trout in Otago. He informed Council that MAF Biosecurity were currently

trying to determine the exact strain of bacterium implicated and determining the level of risk to other species such as trout and salmon. Councillor Neumann confirmed that MAF Biosecurity were internally considering that it may be a low level occurrence or potentially an initial false positive from the trout sample.

Mr Teal noted that he had been involved in the preparation of applications to the Ministry for the Environment's "Fresh Start for Freshwater Clean Up" Fund for Manawatu River (\$7million over two years) and Lake Wairarapa (approx \$2million over two years) which was been coordinated by the respective regional councils.

After further brief discussion it was moved that

The management report for 1 October to 18 November 2011 be received.

Brad Johnson/Richard Moore

Carried

14. Fish Licence Sales Report as at 22 November 2011

Mr Teal gave a brief overview of licence sales as at 22 November 2011.

After brief discussion it was moved

It was then moved

The Fish Licence and Game Licence Sales report as at 22 November 2011 be received.

Strato Cotsilinis/Brad Johnson

Carried

15. Expenditure Report/Financial Transactions

After brief discussion it was moved

the Expenditure Report for 31 October 2011 and Financial Transactions for September and October 2011 be approved

Strato Cotsilinis/Brad Johnson

Carried

16. Correspondence/Media

Brief acknowledgement/discussion ensued on the following items: positive publicity surrounding Hokowhitu Lagoon children's fish out day, and funding given to farmers to cull Canada geese.

17. General Business

Licensing Research – brief discussion ensued on potential licence category options being considered by NZ F&GC and how the data is used.

Lake Wairarapa Co-ordinating Committee – discussion ensued on the letter from Greater Wellington Regional Council regarding the formalizing of co-ordinating committee for Lake Wairarapa that would give comment and advice to the Wairarapa Moana Governance Group. It was agreed to be part of this and we would request the agenda and minutes for all previous Governance Group meetings.

Branded Clothing – Mr Teal was requested to investigate options such as jackets that Councillors could use when representing Council.

Annual Report - after discussion it was moved

That the 2010/11 Annual Report be approved

Strato Cotsilinis/Richard Moore

Carried

There being no further business the meeting was closed at 6.15pm.

Next Meeting to be held: to be confirmed, RSA Meeting Room, Palmerston North Tuesday 7 February 2012, at 3.00pm

Chairman _____ Date _____


Actions from 12 October 2011 Meeting

Action	Responsibility	Concluded
<u>Distribute timetable for the 2012 Fish & Game elections to Councillors (and website) once this was known</u>	Phil	<u>Pending</u>
<u>Investigate branded clothing options such as jackets that Councillors could use when representing Council.</u>	Phil	Underway
Mr Teal to seek clarification from Eye De (via NZ Council) as to when AOL would be running effectively	Phil	Completed

Actions from previous Meetings

Action		Responsibility	Concluded
	October 2011		
<u>Staff to seek clarification for access to Waiterere and Santoft forests for duration of game season</u>	October 2011	Phil/Steve	<u>Underway</u>
<u>Mr Teal to maintain a list of contact details that could be given to landholders of licenceholders willing to assist in reducing Canada goose nuisance events</u>	October 2011	Phil	<u>Underway</u>
<u>Seek a meeting with DOC Area Manager Wairarapa to discuss strategic management issues.</u>	October 2011	Phil	<u>Pending</u>
<u>Mr Teal to keep Councillors informed about possible infection of <i>Aeromonas salmonicola</i> in the South Island</u>	October 2011	Phil	<u>Completed</u>
<u>Offer to be made for Wellington Fish & Game Council's assistance in dealing with oiled wildlife near Tauranga</u>	October 2011	Phil	<u>Pending</u>
A report on current stand tenure at Lake Kōtiātā be developed to be able to consider request for extension of tenure.	August 2011	Phil	Not Completed
Discuss with hunters and Greater Wellington Regional Council options for lake management in general and around the duck hunting season in particular	August 2011	Phil	Pending
Hunters that had previously been involved in organised goose hunts would be contacted with the option to initiate contact with Mr Fred Kent as a willing organiser.	August 2011	Phil	Completed
A sub-committee of staff and Councillors Tannock, Neumann, Morris and Allen to meet to discuss research strategy and projects for mallard management.	August 2011	Phil	Pending
A letter be sent to NZ Fish & Game Council asking for their involvement in undertaking a substantive critique of the research paper Surface Water Allocation (NZ) and Retention of Adequate Flows to Protect Salmonids and its implications for (mis)use in the resource management forum.	June 2011	Phil	Not Completed
Investigate DoC Masterton being a potential site for hunters to pick up a key for Kilmore Lodge	June 2011	Phil	Not Completed
Investigate opportunities to provide weekly roundups on radio shows	June 2011	Phil	Partially completed
Lake Wairarapa Management Committee to meet,	June 2011	Phil	Not Completed

and start communicating with permitted hunters			
A letter be sent to Councillor Laidlaw seeking his position on the issue of Reserve Management and activities (including retention of hunting and fishing)	June 2011	Phil /Martin	Not Completed
A formal letter be sent to Rathmoy Game Preserve outlining the deadlines and issues regarding transparency	June 2011	Phil	Completed
A detailed brief to be prepared that identifies research in the factors affecting duck populations , and hunter participation including social aspects, and aspirations;	April 2011	Phil	Progressing (underway)
Further information be sought on numbers of Australasian harriers in NZ since their increased protection in 1986	April 2011	Phil	Not Completed
Establish precise potential landing sites, camping sites and potential beats on the Upper Rangitikei River	April 2011	Phil	Not Completed
Information be gathered on the operational protocols for the barrage gates at Lake Wairarapa, consent information, and records of historical lake levels	April 2011	Phil	Completed
Staff and Councillor (Cotsilinis) to fly the river and establish potential beats. Additionally consult with Jack MacKenzie.	April 2011	Phil	Pending



5 DEC 2011

COTTON KELLY
AUDIT & ASSURANCE

Phone 06 354 3685

Fax 06 354 3687

PO Box 5257

Unit 6, Northcote Office Park
98 Grey Street, Palmerston North, 4410

Email admin@auditors.co.nz

www.auditors.co.nz

28 November 2011

Martin Taylor, Council Chairman
Wellington Fish and Game Council
PO Box 1325
PALMERSTON NORTH

Dear Martin,

**AUDIT OF THE FINANCIAL STATEMENTS
FOR THE YEAR ENDED 31 AUGUST 2011**

The audit has been completed and the signed audit report and financial statements have been returned. The audit progressed very well this year – it's always nice to work with Phil, Sue and Jilli.

We have conducted our audit in accordance with International Standards on Auditing (New Zealand), with the objective of expressing an opinion on the financial statements prepared by management in accordance with generally accepted accounting practice in New Zealand. The engagement team and the firm have complied with relevant ethical requirements regarding independence.

It is our responsibility to provide those charged with governance with timely observations arising from the audit that are significant and relevant to the Council's responsibility to oversee the financial reporting process. This management letter allows us to communicate with those charged with governance as well as management.

Based on significant findings and other matters which arose during the course of the audit, we have the following comments and recommendations to make:

1. AUDIT REPORT

The Audit Report on the 2011 financial statements and statement of service performance of the Wellington Fish and Game Council included in the annual report is an unqualified audit report and contains no matters that the Council needs to consider further.

SUGGESTION

That the Council notes the 2011 Audit Report is unqualified.

That the Council acknowledges Cotton Kelly's responsibility to submit the Audit Report along with the related financial statements and statement of service performance to the Auditor-General.

That the Council fulfills its responsibility to submit the Audit Report along with the related financial statements and statement of service performance to Parliament.

2. LEGISLATIVE COMPLIANCE RESPONSIBILITIES

It is the responsibility of management, with the oversight of those charged with governance, to ensure that Wellington Fish and Game Council's operations are conducted in accordance with the provisions of laws and regulations, including compliance with the provisions of laws and regulations that determine the reported amounts and disclosures in Wellington Fish and Game Council's financial statements. This includes, but is not limited to, compliance with the Public Finance Act 1989, the Conservation Act 1987 and the Crown Entities Act 2004.

There are a number of specific legislative provisions that we review each year as a result of our requirements as auditor. However, the auditor is not responsible for preventing non-compliance and cannot be expected to detect non-compliance with all laws and regulations.

During the course of the audit this year, we noted no instances of non-compliance with the laws and regulations that have come to our attention.

SUGGESTION

That the Council continues to monitor its compliance with all applicable legislative provisions.

3. FRAUD

The primary responsibility for the prevention and detection of fraud rests with both those charged with governance of Wellington Fish and Game Council and management. It is important that management, with the oversight of those charged with governance, place a strong emphasis on fraud prevention and fraud deterrence. This involves a commitment to creating a culture of honesty and ethical behaviour which can be reinforced by an active oversight by those charged with governance. The auditor is responsible for obtaining reasonable assurance that the financial statements taken as a whole are free from material misstatement, whether caused by fraud or error.

During our audit, we have not identified a fraud or obtained information that indicates that a fraud may exist. Additionally, we have not identified any other matters related to fraud that are, in our judgement, relevant to the Council's responsibilities that should be brought to the Council's attention.

SUGGESTION

That the Council continues to ensure that appropriate internal controls are in place for the prevention and detection of fraud. That the Fish and Game Council's Policy on Fraud dated 14 December 2006 is reviewed with other policies on the 3-year or other appropriate cycle.

4. REVIEW OF INTERNAL CONTROLS

Internal controls and appropriate segregation of duties are a critical part of any accounting system. These are the responsibility of management, and the risks associated with any lack of segregation of duties must always be assessed to ensure that the financial statements are free from material misstatement, whether due to fraud or error.

One of the key items to indicate that a check has occurred is the evidencing by use of a signature. e.g. Invoices that are paid should be signed as approved for input into the system by a cheque signatory as sighted and approved, expenditure listings should be approved for payment, timesheets signed as approved by the supervisor. The use of a signature by an "authorised" staff member clearly shows that the transaction has occurred (goods or services received) or is approved for action through the accounting system.

As part of the audit process we reviewed and enquired about the accounting procedures and internal control processes that are in place. Because of the inherent limitations of an audit, there is an unavoidable risk that some material misstatements may not be detected, even though the audit is properly planned and performed in accordance with New Zealand Auditing Standards.

During the audit, we have not identified any deficiencies in internal control.

SUGGESTION

That the Council appropriately reviews internal controls and segregation of duties into income, expenditure, and payroll systems.

5. THE FISH AND GAME COUNCIL'S ACCOUNTING POLICIES, ACCOUNTING ESTIMATES & FINANCIAL STATEMENT DISCLOSURES

(a) DISCLOSURE OF GROSS, RATHER THAN NET INCOME & EXPENDITURE

We noted examples where income and expenditure for certain activities, such as the expenses in Note 5 including *Project 1112 Rangitikei Trout Fishery and 1113 River Control Fishery*, had been netted off in the income statement.

Some of these figures have been adjusted in the financial statements, and we recommend that in future years, Wellington Fish & Game Council should maintain this standard of reporting gross income and expenditure. This conforms to the generally accepted accounting principle of not netting off income and expenditure and provides more useful, transparent information to the readers of the financial statements.

SUGGESTION

That the Council ensures that gross income & expenditure are disclosed next year.

(b) RELATED PARTIES

International Financial Reporting Standards have established a wider definition of who is captured when assessing conflicts of interest and related party transactions. All Councillors and Members of the Senior Management of the Fish and Game Council must review any relationships (and as a result transactions) that they or their close family have with transactions incurred by the Fish and Game Council.

As the Council will be familiar with the OAG guidance on conflicts of interest, it is also good to keep in mind the annual financial statements disclosure requirements, which include the dollar amounts. We have discussed this with the Fish and Game Council during the audit and the appropriate disclosures have been made in the financial statements.

SUGGESTION

That the Council reviews related parties as a result of transactions on a continuous and formally documented basis throughout the year along with conflicts of interest.

(c) BUDGET

As discussed in our management letter last year, we identified two significant items in the Wellington Fish & Game Council's statement of financial performance that were not appropriately included in the annual approved budget: Rangitikei Fish Monitoring and Employee Entitlements.

Rangitikei Fish Monitoring

This liability is related to the Agreement between Wellington Fish & Game Council and Genesis Power Limited dated 2002. The money received each year is increasing the balance of this income in advance account as the money has not yet been spent for specific research monitoring such as extracting the otoliths from the juvenile trout for the microchemistry analysis and other projects identified by management.

The budget was \$0 as adopted in the Annual Plan for the balance of Rangitikei Fish Monitoring as at 31 August 2011, which was slightly modified in the Annual Report. Next year, the current balance can be increased by budget income and decreased by budget expenses, to arrive at a budget for the balance as at 31 August 2012.

Employee Entitlements

In the Statement of Financial Position, there is a budget of \$15,000 for the balance of Employee Entitlements as at 31 August 2011. This budgeted amount may not be entirely appropriate considering the prior year balance of \$48,121 as well as (in hindsight) the year end actual balance of \$61,088.

SUGGESTION

That the Council reviews the 2011/2012 Annual Plan and considers approving an adjustment to the approved budget for depreciation (if necessary).

6. OTHER MATTERS ARISING FROM THIS YEARS AUDIT

(a) CONTRACTS

As identified in the audit last year, we requested an employment contract for a current employee, which was provided unsigned by the employee.

SUGGESTION

That the Council and Management ensure that employee records include signed employment contracts.

(b) GST ON TRAVEL REIMBURSEMENTS

During the audit, we noted that GST has been claimed on travel reimbursements. However, GST cannot be deducted from these mileage payments and should be coded as a GST exempt transaction.

SUGGESTION

That the Council ensures that GST is not claimed on travel reimbursements to staff and Councillors.

(c) ANNUAL LEAVE LIABILITY

We have reviewed the Employee Entitlements balance as at 31 August 2011 and are satisfied that all disclosures made are supported by appropriate documentation. After discussion with Phil, we acknowledge that management is actively working to reduce this \$61,088 liability.

SUGGESTION

That the Council and Management ensure that the annual leave balance is addressed by encouraging staff to take time off.

(d) RWT EXEMPTION CERTIFICATE FROM IRD

During the audit we requested a copy of the Resident Withholding Tax (RWT) Exemption Certificate from the IRD, however it was unable to be located.

SUGGESTION

That the Council and Management contact the IRD to obtain a copy of this letter and maintain documentation of this status.

(e) *MINUTES*

Based on our review of the Minutes, we noted that some were not signed by the Chairperson to indicate that they had subsequently been approved as a true and correct record of the meeting.

SUGGESTION

In line with best practice, that the Council keeps an official copy of the Minutes signed by the Chairperson regularly as a true and correct record of the meeting.

(f) *STATEMENT OF SERVICE PERFORMANCE*

We have reviewed the statement of service performance prepared and are satisfied that all disclosures made are supported by appropriate documentation.

SUGGESTION

That the Council and Management continue to ensure appropriate procedures are in place next year to capture all activities appropriately in the statement of service performance.

(g) *SENSITIVE EXPENDITURE*

We have reviewed the policies and procedures in place regarding sensitive expenditures and are satisfied that all disclosures made are supported by appropriate documentation. As part of our reporting requirements to the Auditor-General we reviewed specific expenses that we considered to be sensitive by their nature.

SUGGESTION

That the Council continues to have close oversight in accordance with the Sensitive Expenditure Policy.

CONCLUSION


Please pass on our thanks to Phil, Sue and Jilli for their cooperation and support during the audit.

If you have any questions with respect to the items contained in this letter please do not hesitate to contact us. We are available to complete your audit again next year.

Yours sincerely,



Viv Cotton
Partner





NEW ZEALAND

WELLINGTON REGION

POLICY ON FRAUD

WELLINGTON AND TARANAKI FISH & GAME COUNCILS

The Chairmen,
Wellington and Taranaki Fish & Game Councils

POLICY ON FRAUD

1. Conflict of Interest.

I am not aware of any conflict of interest with respect to this matter. As your Manager is both the author of this paper and the holder of the office most likely to come under question in any case of fraud, Council should independently satisfy itself of the adequacy and veracity of this paper.

2. Purpose.

This paper is to propose a formal statement of Policies and Procedures for these Councils to address the issue of Fraud. While the Policy is an Operational Policy, and therefore the Manager's to make, Councils' endorsement of it is nevertheless sought.

3. Background.

The appearance of this paper is not occasioned by any known or suspected fraud. However, in the Audit Arrangements Letter to each Council dated 30 October 2006, Audit New Zealand noted as follows, under the heading "Areas of Audit Emphasis."

"3.4 New auditing standard on fraud.

... The responsibility for the prevention and detection of fraud rests with management through the implementation and continued operation of adequate internal control systems.

Fraud Policy.

The Auditor-General expects that every public entity should formally address the matter of fraud, and formulate an appropriate policy on how to minimize it and (if it occurs) how it will be dealt with.

A fraud policy should include, as a minimum, these key elements:

- A system for undertaking regular reviews of transactions, activities or locations that may be susceptible to fraud.
- Specifications for fully documenting what happened in a fraud and how it is to be managed.
- The means for ensuring that every individual suspected of committing fraud (whether they are an employee or someone external to the entity) is dealt with in the same manner.
- The principle that every effort is to be made to gather sufficient reliable evidence to support a prosecution, and that every case of fraud will be referred to the appropriate law enforcement agency with a view to prosecution.
- The principle that recovery of the lost money or other property will be pursued wherever possible and practicable.

Management of a public entity needs to be clear on its attitude towards fraud, and make its employees (and those who transact with the entity) aware of that attitude (including an awareness of the consequences of transgressing). The only satisfactory way of communicating that attitude within the entity is by issuing a formal statement of policies and procedures to everyone in the entity.”

4. Relevant Definitions.

Fraud is defined in the Pocket Oxford Dictionary as “criminal deception, dishonest artifice or trick.” It can be regarded not only as the inappropriate taking of the entity’s money or property, but also as steps to disguise the fact that the taking has occurred.

Public Entity can be defined for the purposes of this paper as including the Wellington and Taranaki Fish & Game Councils respectively.

5. Proposed Policy Statement.

5.1 Objective. The prevention of loss of assets of the Wellington and Taranaki Fish & Game Councils by Fraud.

5.2.1 Policy 1. There will be zero tolerance of Fraud.

5.2.2 Policy 2. Fraud represents serious misconduct and is grounds for termination of employment or of working relationship.

5.2.3 Policy 3. Any fraud detected will be subject to action for recovery of lost money or property, and will be referred to the Police who may consider prosecution.

- 5.3.1 Procedure 1.** All payments are subject to the Manager's specific signed approval. All income can be verified against Licence books and invoices. Reviews of all transactions are carried out by the Manager on a monthly basis. Details of all transactions, and of bank balances, are disclosed to Council in meeting agendas every 2 months. A schedule of assets is maintained for inspection at any time.
- 5.3.2 Procedure 2.** As additional assurance to the manager's procedures outlined above, the Council's auditors may, as part of their annual audit or on request, review and verify transactions on a sample basis.
- 5.3.3 Procedure 3.** In any suspected case of Fraud the Council will be advised immediately. A full Fraud Report will be compiled as soon as possible, to describe in as much detail as possible the Fraud itself, and the circumstances in which it became suspected or discovered. This report will be compiled by a party independent of any allegations.
- 5.3.4 Procedure 4.** Any person suspected of involvement in Fraud against the Wellington and Taranaki Fish & Game Councils will firstly be advised of this, secondly will have their employment by or working relationship with Fish & Game suspended immediately, and thirdly will be provided with a copy of the Fraud Report. Finally, they will be advised that Police investigation, prosecution, and reparation will be pursued.
- 5.3.5 Procedure 5.** The Council will consider the Fraud Report and any associated recommendations including actions to recover loss, referring the matter to the Police for action, and gathering sufficient reliable evidence to support prosecution.
- 5.3.6 Procedure 6.** Where a suspected case of Fraud is not proved, or is shown not to have occurred, the individual(s) involved will have their employment or working relationship fully restored without loss of accrued entitlements.
- 5.3.7 Procedure 7.** Where an allegation of Fraud is upheld, the suspension of the individual(s) concerned will immediately be converted in writing to permanent termination.
- 5.3.8 Procedure 8.** The Manager respects and trusts his staff's integrity, and behaves as an employer in such a way as to minimize the likelihood of Fraud.

6. Recommendation.

That Wellington and Taranaki Fish & Game Councils receive advice of the Manager's Fraud Policy dated 14 December 2006, endorsing their support for it as part of the Manager's suite of Operational Policies.

**P H Hill,
Manager
14 December 2006**

MANAGEMENT REPORT

For the Period 19 November 2011- 31 January 2012

SPECIES MANAGEMENT

1111 Sportsfish Population Monitoring

Preparation for 2011/12 sportsfish programme undertaken.

Drift dived Waikanae River in December. UNttok drift dives as weather allowed with many rivers having water clarity too poor to dive.

1112 Rangitikei Trout Fishery Management

Met with Walking Access Commission who continue to discuss restrictions imposed in the Upper Rangitikei River by NZ Defence Force. While they have written to HQ NZ Defence seeking an operational arrangement for anglers to be able to access the river bed and bank, they are not receiving any responses to engage in dialogue. Awaiting response and confirmation of any potential practical solutions.

Have met briefly with iwi landowner to maintain contact regarding issues. Confirmed access arrangements to Mangamaire River have changed but may become even more restricted.

1113 River Control Fishery Assessment

Scheme reviews are being considered within the programme defined by Greater Wellington Regional Council.

1114 Gamebird Population Assessment

Trend counts undertaken to paradise shelduck, and black swan in region. Conducted helicopter flight on Lake Wairarapa and fixed wing flights of Manawatu, Horowhenua, Wairarapa and the Central hill country counting paradise shelduck and goose and swan. Results will be presented at February Council meeting with recommendations for season conditions

1121 National Game Harvest Survey

Nothing to report.

1161 Trout Liberations

Liaised with Eastern region F&G regarding fish orders for 2011/12.

Continued to work with DOC Turangi to secure fish from Turangi hatchery in late January – up to three loads – one for Capital Trout Centre (standing order) and part load for Centennial Lagoon, Palmerston North. Investigating alternative transport arrangements for latter.

1171 Season Regulations

Provided recommendations to NZ Council who provided preliminary advice to DoC Officials and the Minister. Draft regulations and booklet have been developed and awaiting final recommendations.

1172 Keep and Release Approvals (Game Preserves)

Met with Game Preserve operator regarding renewing permit.

1181 Bird Dispersal

Several permits to disturb/kill paradise shelduck received. Discontent continues amongst many landowners with nuisance issues continuing with similar frequency but less severity.

1182 Canada Goose

Minister of Conservation granted \$100,000 to Federated Farmers – focus of this grant was on South Island operations. Newspaper reports provide an estimate only. Control operations undertaken by farmers at Lake Wairarapa were reported to be 1500-2000 culled in early January.

HABITAT PROTECTION / MAINTENANCE

1211 Resource Management General

ONE PLAN - Update of Current Position:

Formal mediation continued through until the end of October and exploration of draft rule options to enable issues to be resolved. There was considerable effort to achieve outcomes that would avoid taking issues to the Environment Court. While sign-off of all parties was achieved on many aspects of the plan (and are now resolved), some key elements in sections of biodiversity, land use, and water quality are not fully resolved.

DoC have been taking the lead on the biodiversity section but have cast doubt as to whether they are wavering on some planning aspects of the appeal – not at a technical level (with operational staff unambiguous in position) but at a management level.

During mediation we have also refined key points of view of principal parties that will be appearing in the Environment Court and we required some additional technical experts to review or refute positions. There has been some difficulty in obtaining experts who have: (a) the theoretical and practical technical knowledge to present as experts, (b) are prepared to present on agricultural industry issues, and (c) are able to be released by their organisational employer. We now have a very competent team of experts, planners, and legal advisors. Other parties have information that would be very useful in assisting detail discussions such as defining key numerical parameters with respect to reducing nutrient leaching rates etc. The release of these reports are currently being withheld so we have had to request these through court order direction that has required additional legal assistance. There have also been some issues on potential issues on technical expert representation that has required further legal clarification

The recent announcement that Hawke's Bay, Horizons and Greater Wellington Regional Councils, as well as DOC will form a strategic alliance, only serves to highlight the importance of the precedent value of the One Plan.

The Environment Court has set the timetable for the Court Hearings (starting in February), as well as the expert causing and evidence exchange that are now standard practice prior to reaching Court. These timetables are tight which has required our evidence to be prepared over the late December and early January period.

Projection of Future Action

Principal focus for Fish & Game will be on the Land Use and Water Chapters where issues are not resolved. These will be heard in the Environment Court as some parties have reserved positions or have not accepted alternative approaches. We will continue to provide planning advice on the Biodiversity chapter and await advice from DoC on how they intend to proceed.

Kapiti Coast Water Take – Waikanae River

Discussing options available to KCDC as a response to potential increased algal growth (which is the most significant potential effect). The current preferred proposal is to take water from the river for town supply and recharge the river at the same rate with groundwater.

An alternative peer review was pretty scathing of some of the conclusions made using the experimental approach by NIWA in their assessment of effects.

- Makuri River – Puketoki Wind Farm – Mighty River Power proposal – main issues here will be sediment input from construction and access roads, and water take from tributary for concrete construction. Submission made in opposition to works to ensure conditions adequately protect the rivers from sediment input. It is likely that we will negotiate these relatively quickly and have meetings planned with MRP in near future. Hearing planned for March.

- Section 96 submission in opposition to the Feilding Wastewater Treatment Plant consent application. Pre hearing discussions continue.
- Fish and Game staff have been working with Hutt CC regarding the Silverstream weir on the Hutt River. The weir has slowly degraded in the past 12 months to the point now where it is likely to be impeding fish migration upstream. It was anticipated that amelioration works organised by MWH consultants would start in late January.
- Taratahi Water Race – preliminary discussions continue for the renewal of water take/diversion for irrigation purposes. Carterton water race – also preliminary discussions taking place.
- Rangitikei District Plan review which Fish & Game submitted on has been put 'on hold' to allow technical review.
- Waitangi Stream Waiouru – consent application for an overflow condition is being discussed. We would prefer to obtain suitable conditions than going to hearing – as the proposed 'normal condition' consent is workable.
- Visited on site with Horizons to look at Hautapu River willow clearance – downstream of where the "illegal" clearance occurred three years ago. Options are being discussed to avoid or minimise effects.
- Global consent sought by NZTA for works around bridges and culverts on state highways – and seeking Fish & Game's input prior to applications.
- Carterton Wastewater Treatment – hearing has been adjourned with comments made that effects may not have been minimised to less than significant which would mean decline of consent.
- Application for revision of consents to discharge into Mangatainoka River for wet gravel extraction.
- Shannon Wastewater – pre-hearing meetings continue with options for disposal being the main change and still relying on dilution in the Manawatu River to minimise effects.
- Castle Hill Wind Farm – Genesis Energy proposal –now lodged.

1213 Trout Habitat (Didymo, Pest Fish etc)

Sampled two rivers in northern Wairarapa for Didymo .

1222 Lake Wairarapa Habitat

Made comments on GWRC application (after initial submission) for Clean Up fund for Lake Wairarapa (\$1.3million) which is being managed by Ministry for the Environment (\$9 Million over two years total available). There is still not an overall plan to address underlying causes to habitat degradation.

1231 Wetland Habitat

Liaised with site managers that had received funding from Gamebird Habitat stamp.

Have ten further requests for assistance which will be progressed as soon as possible.

LICENCE HOLDER PARTICIPATION

1123 Angler Opinions & Participation

Nothing to report.

1124 Hunter Opinions & Participation

Nothing to report.

1311 Angler Access

Working in with Walking Access Commission to investigate an angler information GIS layer that can be put on the WAMS mark II version. This would have an angler access point indicated and information (incl. photo) pop up with cursor.

Investigating request for stopping road near Utiku (Taihape) – practical access may be difficult.

A site near Woodville requires clarification of practical and legal access – Walking Access Commission will be informed.

1312 Lake Wairarapa Hunter Access

Nothing to report.

1313 Hunter Access

Issues relating to access restrictions placed by forest owners on the western Manawatu brought to attention of staff.

1331 Magazine & Newsletter

- Preparing magazine and newsletter articles for game season.

1341 Information to Clients

- Completed Reel Life articles on a monthly basis – this is being updated following new service provider
- Sent out the weekly fishing report - made some modifications to ensure useful to anglers
- Discussed website and content with NZ Council's Communication Manager. A new website designer and web-manager has been and redesign of website has commenced. Will 'go live' in early February.

1351 Hunter Training

Nothing to report

1361 Club Liaison

Invites to meetings noted. Hutt Valley Anglers looking at undertaking their fish out days with one seminar per day to provide quality experience.

LICENCE DISTRIBUTION / SALES

1611 Licencing

There were two agents that have overdue payments as at end January.

COMMUNITY ADVOCACY / LIAISON

1411 Advocacy and Liaison

Have had numerous meetings with regional councils, and other groups regarding a range of issues such as access, funding, wetlands, planting.

Manawatu Accord meeting met to provide annual review of what has been achieved in cleaning the river up. Of note was the discussion on the funding application for the Clean Up Rivers Fund which requires demonstration of collaboration. Application made for \$7 million over 2 years.

1412 Iwi Liaison

Had meeting with Rangitaane o Manawatu.

1441 Public Awareness

Press releases and responses to media as required.

1442 Public Promotions Centennial Lagoon

Secured funding on behalf of Manawatu Angling Club to assist in funding of this event. Event was very successful again and gained a lot of positive publicity from young anglers and the wider community.

LAW ENFORCEMENT

1511 Compliance

Nothing to report

1521 Ranger Management

- Provided two newsletters to update on issues.

COUNCIL COMMITTEE / CLUB SERVICING

1711 Council General

Completed requirements for Council meeting.

PLANNING , REPORTING ,

1811 Management Plan & Policy

Undertook review of Fraud Policy as requested by auditors.

1821 Annual Plan & Budget

Undertook more detailed project planning to assist in detailed planning for staff.

1831 Annual Report & Audit

Undertook Annual reporting requirements and liaison with Auditors.

NATIONAL ISSUES

1841 National Liaison

Reported back financial information to NZ F&G Council.

1842 National Projects (Guides Licence etc)

Nothing to report

1843 Fish & Game Research

Research proposal from Associate Professor Russell Death to investigate the effects of deposited sediment on invertebrates and instream life using Wellington region rivers for study.

1845 New Zealand Fish & Game Council (Minutes etc)

REGULATORY

Indicated to NZ Council staff likely changes to Hunting Regulations for 2012 Season

WELLINGTON FISH AND GAME COUNCIL

The Chairman
Wellington Fish and Game Council

FISHING LICENCE SALES TO 27th JANUARY 2012

1. Purpose


The purpose of this paper is to advise Council of this seasons fishing licence and game licence sales figures as of the 27th January 2012; no decision other than to receive the paper is required

Sue Wray
Office Manager

27 January 2012

SCHEDULE B									
FISH LICENCE SALES AS AT 27 JANUARY 2012									
Agents Using Agency-Online		06/07 Fish	07/08 Fish	08/09 Fish	09/10 Fish	10/11 Fish	11/12 Fish	% Total	
NORTHERN MANAWATU - Taihape, Marton, Hunterville		LEQ	253.1	276.3	290.2	227.7	258.4	55.6	21
Rangitikei Rods & Rifles	Marton		42.9	42.0	43.0	42.4	30.7	0.0	0
Farmlands Marton	Marton		0.0	4.2	4.3	1.0	3.0	0.0	0
Taihape Sports	Taihape		192.5	170.1	186.7	153.7	179.3	55.5	31
Tarata Fishaway	Taihape		17.8	14.8	16.3	9.3	11.4	0.0	0
Taylors 1998 Limited	Hunterville		9.3	11.9	16.4	10.1	19.3	0.0	0
Up The Creek River Centre	Mangaweka		23.3	22.3	23.6	11.2	14.7	0.0	0
FEILDING		LEQ	162.8	156.5	133.6	142.4	129.7	16.8	13
DJ's Sports Power	Feilding		9.4	8.9	5.7	8.1	4.8	0.0	0
Tumers Sportsworld	Feilding		143.5	147.6	127.8	134.3	124.9	16.8	13
PALMERSTON NORTH		LEQ	762.7	960.4	947.1	913.1	881.0	446.3	51
Manawatu Hunting and Fishing	Palmerston North		672.8	759.4	732.8	763.6	735.9	402.0	55
Hamills Palmerston North	Palmerston North		130.1	137.8	154.8	105.3	110.2	0.0	0
Wellington Fish and Game Council	Palmerston North		14.8	20.9	31.0	32.3	33.5	44.3	132
Rebel Sport	Palmerston North		44.9	41.0	28.5	11.8	0.0	0.0	
Smith City Southern Ltd	Palmerston North		0.0	1.2	0.0	0.0	0.0	0.0	
Adventure Services	Palmerston North						0.0	0.0	
Reelhunters Bait & Tackle	Palmerston North					1.4	0.0	0.0	0
LEVIN		LEQ	63.8	42.7	42.9	32.9	22.6	10.0	44
Farmlands Levin	Levin		0.0	1.0	0.0	2.6	1.0	0.0	0
Sportsworld Levin	Levin		63.8	41.7	42.9	30.3	21.5	10.0	46
KAPITI COAST		LEQ	67.9	160.2	145.7	147.3	128.2	0.0	0
Olaki Hunting & Fishing	Otaki		25.9	139.6	121.6	129.8	110.1	0.0	0
Stirling Sports Kapiti	Paraparaumu		42.0	20.6	24.1	17.5	18.1	0.0	0
WELLINGTON		LEQ	545.5	477.8	587.4	686.3	627.4	428.3	68
Hutt Valley Hunting and Fishing NZ	Lower Hutt		418.3	335.4	426.2	428.4	376.5	277.4	74
The Sports Den	Lower Hutt		35.7	58.1	29.1	20.7	13.5	0.0	0
Maidstone Sports Limited	Upper Hutt		69.4	67.0	45.5	42.1	36.1	7.2	20
Upper Hutt Gun Shop	Upper Hutt		17.8	13.2	13.1	5.4	9.6	0.0	0
New Zealand Fish & Game Council	Wellington		4.3	4.1	5.8	0.0		0.0	
Hamills	Wellington				67.7	189.6	191.7	143.7	75
Mainly Hunting	Wellington				1.8	11.6	0.0	0.0	
NORTHERN WAIRARAPA - Dannevirke, Eketahuna, Pahiatua, Woodville		LEQ	104.6	104.7	88.7	70.0	83.3	20.8	25
Farmlands Dannevirke	Dannevirke		58.4	65.3	54.6	41.2	49.8	0.0	0
Sportsworld Dannevirke	Dannevirke					2.4	8.0	333	
Eketahuna Information Centre	Eketahuna		1.0	6.6	2.0	1.9	4.6	0.0	0
Farmlands Pahiatua	Pahiatua		33.2	23.6	15.0	13.6	15.6	7.6	49
Taranua I-Site	Woodville		12.0	9.2	5.6	6.5	10.9	5.2	48
Telford Timber & Hardware	Woodville				11.5	6.8		0.0	
MASTERTON		LEQ	341.7	384.3	283.3	309.1	297.6	143.3	48
King and Henry Limited	Masterton		81.0	49.3	30.9	46.6	48.2	36.6	76
Wairarapa Hunting and Fishing	Masterton		260.7	335.1	252.4	262.6	249.4	106.7	43
SOUTHERN WAIRARAPA		LEQ	39.9	48.1	38.6	36.6	27.8	0.0	0
Adamsons Service Station	Featherston		10.7	12.4	9.3	15.4	6.7	0.0	0
Farmlands Greytown	Greytown		6.2	14.5	6.9	5.2	2.8	0.0	0
Pain and Kershaw Milre 10 Limited	Martinborough		22.9	21.2	22.4	16.0	18.3	0.0	0
Outdoor Supplies	Carterton					0.2	0.0	0.0	0
FOXTON		LEQ				0.8	1.9	0.0	0
Pioneer Outfitters	Foxton					0.8	1.9	0.0	0
DIRECT		LEQ	552.9	604.3	730.3	764.1	783.6	818.0	104
Internet Sales			426.4	476.8	601.6	684.3	739.3	796.7	108
Mail Order			115.1	123.0	120.7	73.2	43.4	19.0	44
Phone Order			11.4	4.5	8.0	6.5	1.9	2.3	121

SCHEDULE C								
Fish Licence Sales 27 JANUARY 2012								
		06/07 Fish	07/08 Fish	08/09 Fish	Fish 09/10	Fish 10/11	Fish 11/12	% Total
NORTHERN MANAWATU - Taihape, Marlon, Hunterville	LEQ	253.1	278.3	290.2	227.7	268.4	55.5	21.5
FEILDING	LEQ	152.8	158.5	133.5	142.4	129.7	16.8	13.0
PALMERSTON NORTH	LEQ	762.7	960.4	947.1	913.1	881.0	446.3	61
LEVIN	LEQ	63.8	42.7	42.9	32.9	22.5	10.0	44
KAPITI COAST	LEQ	67.9	160.2	145.7	147.3	128.2	0.0	0
WELLINGTON	LEQ	545.6	477.8	587.4	686.3	627.4	428.9	68
NORTHERN WAIRARAPA - Dannevirke, Eketahuna, Pahiatua, Woodville	LEQ	104.6	104.7	88.7	70.0	83.3	20.8	25
MASTERTON	LEQ	341.7	384.3	283.3	309.1	297.6	143.3	48
SOUTHERN WAIRARAPA	LEQ	39.9	48.1	38.6	36.6	27.8	0.0	0
FOXTON	LEQ				0.8	1.9	0.0	0
DIRECT	LEQ	552.9	604.3	730.3	764.1	783.6	818.0	104
		2884.9	3215.4	3287.7	3330.2	3241.5	1939.0	375.3
FISH LICENCE SALES BUDGET COMPARISON								
		Budget	Actual					
		FISH	FISH					%
		11/12	11/12					
		LEQ	LEQ to					
		3304	date					
			1939					59



WELLINGTON FISH AND GAME COUNCIL

The Chairman
Wellington Fish and Game Council

EXPENDITURE REPORT/FINANCIAL TRANSACTIONS

Recommendations

1. Expenditure Report for 31ST December 2011
2. That Financial Transactions for November and December 2011 be approved.

Sue Wray & Jilli Steedman
Office Manager
27th JANUARY 2012

FISH & GAME NZ - WELLINGTON REGION
Statement of Income & Expenditure for Period ended 31/12/2011

	Nov - Dec ACTUAL	Nov - Dec BUDGET	YTD ACTUAL	YTD BUDGET	VARIANCE (%)	ANNUAL BUDGET
INCOME						
Licence Sales (LEQ's sold not Income received)						
Game Licence Sales	0	0	0	0	0	\$ 261,049
	LEQ	0	0	0	0	
Fish Licence Sales	\$ 51,934	85471.44	\$ 185,795	\$ 227,955.78	0	\$ 316,609
	LEQ	542	892	1939	2379	
Other						
Interest	\$ 345.00	0	\$ 815	\$ -		\$ 16,155
Other (less Levy)	-\$ 693.75	0	-\$ 694	-\$ 694		-\$ 2,775
Total Income	\$ 51,586	\$ 85,471	0 \$ 185,916	\$ 227,262		\$ 591,038

PROJECT EXPENDITURE

Species Management						
Sports Fish Monitoring	2323	11306	5199	14828	-65	77893
Gamebird Population Monitoring	3373	729	6500	729	792	50853
Angler & Hunter Surveys	1075	3209	1428	6126	-77	15990
Trout Liberations	297	875	1723	-1125	-253	10959
Season Regulations	74	1459	2117	1751	21	5543
Keep & Release Approvals	0	0	0	583	-100	583
Gamebird Dispersal	302	1334	1373	2668	-49	7710
Habitat Protection						
Resource Management	30826	20037	79930	40074	99	122852
Lake Wairarapa Habitat & Access	2186	8126	5947	15461	-62	32068
Wetland Enhancement	371	2971	788	5354	-85	17232
Trout Reservoirs	5000	0	5000	5734	-13	7750
Participation						
Angler Access	853	4070	2576	7702	-67	20335
Hunter Access	1222	3709	3298	5814	-43	26109
Information to Clients	13405	3866	17930	17763	1	50737
Hunter & Angler Training	111	83	197	-355	-155	1067
Club Liaison	1260	729	2265	1750	29	5835
Kilmore Lodge	-26	0	-52	0		0
Public Interface						
Liaison & Advocacy	4559	959	9503	4251	124	7209
Public Awareness	2654	5938	3779	10189	-63	12669
Public Promotions	1408	167	8756	334	2522	5459
Compliance						
Ranger Management	2743	1042	3792	4418	-14	11189
Compliance	1307	1459	2297	3647	-37	9627
Licencing						
Licencing and Agents	2641	4475	2665	6809	-61	16243
Council						
Council	2113	5230	6252	10460	-40	29047
Planning & Reporting						
Planning & Reporting	222	14918	6201	19878	-69	32422
National Liaison	1215	2334	3168	4522	-30	13857
Project Total	81514	97025	0 182632	189365	2305.2679	0 591038

OVERHEADS

Salaries	41722	57984	97307	116968	-29	344660
Staff Expenses	365	1334	4587	6266	-93	14700
Office Premises	5689	6907	11982	14216	-22	43050
Office Equipment	448	500	1659	999	-10	3000
Communications/consumables	1883	2684	3928	5366	-30	16100
General	1543	1082	2727	7314	-75	13150
Vehicles	3399	9777	10381	19554	-52	58655
	55049	80268	0 132471	170683	-311	0 493315

	Nett Period		Previous Year Period
	Current Period Budget	Current Period Actual	
Species Management			
1111 Sports Fish Population Assessment	7,347	2,853	5,362
1112 Rangitikei Trout Fishery	2,875	254	1,424
1113 River Control Fishery	1,084	-	-
1114 Gamebird Population Assessment	729	2,599	550
1122 National Hunter Survey	-	-	-
1123 Regional Angler Survey	3,209	-	-
1124 Regional Hunter Survey	-	-	-
1161 Trout Liberations	-	-	-
1171 Season Regulations	875	1,712	-
1172 Keep & Release Approvals	1,459	2,599	2,145
1181 Gamebird Dispersal	-	428	-
1181 Gamebird Dispersal	1,334	1,268	122
Habitat Protection			
1211 Resource Management Act	17,120	50,105	56,320
1212 Habitat Advocacy	2,917	761	2,630
1222 Lake Waitarapa Habitat	6,128	3,045	2,325
1223 JK Donald Drain Clean	-	380	-
1224 JK Donald Access	-	-	-
1231 Wetland Enhancement	2,271	-	-
1232 Habitat Management Opportunities	333	-	550
1233 Trout Reservoir Feasibility & Mgt	-	-	-
Participation			
1311 Angler Access	4,070	1,826	2,356
1312 Lake Waitarapa Hunter Access	2,750	2,948	367
1313 Hunter Access Permits	959	-	139
1314 Contestable Funding Access	-	-	-
1331 Magazine & Newsletters	365	1,078	7,696
1341 Information to Licenceholders	3,501	1,982	2,820
1342 Lapsed participants * Newsletter	-	-	-
1351 Hunter Training, Lake Omanu	-	63	-
1354 Junior Fish Training	83	-	-
1361 Club Liaison	729	761	612
1371 Kilmore Lodge	-	26	-
Public Interface			
1411 Advocacy & Liaison	292	4,374	4,220
1412 Iwi Liaison	667	63	612
1441 Public Awareness	1,479	329	1,345
1442 Public Promotions Centennial Lagoon	4,459	8,464	-
1443 Promotions	167	-	-
Compliance			
1511 Ranger Management	1,042	24	356
1521 Ranger Training	-	124	-
1531 Compliance	1,459	770	125
Licensing			
1611 Licensing	3,600	-	3,434
1621 Licence Agents	875	-	-
Council			
1721 Council	5,230	4,209	6,046
Planning / Reporting			
1811 Management Planning	3,501	-	673
1821 Annual Plan	-	380	550
1831 Annual & Other Reporting	11,417	6,119	13,312
1841 National Liaison	1,167	1,522	-
1842 National Projects	1,167	507	500
	96,659	101,116	115,491

	Nett Year to Date			Current YTD Actual
	Current YTD Budget	Previous YTD Actual	Current YTD Actual	
	68,139	13,620	3,684	4,640
	8,211	792	7,101	605
	1,543	417	394	185
	50,653	729	550	5,972
	5,947	-	2,630	964
	6,626	6,126	-	111
	3,417	-	-	-
	10,959	1,125	8,810	2,008
	5,543	1,750	3,159	2,673
	583	583	-	-
	7,710	2,667	1,361	1,570
	106,223	34,241	84,692	80,932
	16,629	5,835	2,630	983
	30,068	15,462	8,916	5,010
	2,000	-	-	380
	15,232	4,688	1,339	371
	2,000	667	145	-
	5,550	5,000	-	5,000
	20,335	7,702	7,753	2,678
	18,690	5,356	296	3,133
	12,419	459	1,176	1,037
	26,628	9,282	15,370	11,814
	21,150	7,002	5,485	4,651
	2,959	1,479	169	-
	567	521	356	175
	500	167	-	-
	5,835	1,750	2,695	2,021
	-	-	-	52
	3,792	3,209	6,972	8,933
	3,417	1,042	612	63
	12,669	5,730	2,435	2,982
	4,459	4,459	-	9,893
	1,000	333	-	-
	10,199	4,418	2,383	2,767
	1,000	-	-	124
	9,627	3,647	679	2,077
	10,117	4,767	3,434	2,567
	6,126	2,042	225	74
	29,047	10,460	13,216	6,322
	13,711	4,668	1,180	-
	3,647	146	1,057	417
	15,064	15,064	19,901	6,305
	8,752	2,334	225	1,670
	5,105	2,188	831	1,574
	591,038	188,635	206,601	182,631

	Sept/Oct 2010	Nov/Dec 2010	Jan/Feb 2011	Mar/Apr 2011	May/June 2011	Jul/Aug 2011
	1,787	2,853	-	-	-	-
	351	254	-	-	-	-
	185	-	-	-	-	-
	3,373	2,599	-	-	-	-
	964	-	-	-	-	-
	111	-	-	-	-	-
	297	1,712	-	-	-	-
	74	2,599	-	-	-	-
	302	1,268	-	-	-	-
	30,826	50,105	-	-	-	-
	222	761	-	-	-	-
	1,964	3,045	-	-	-	-
	-	380	-	-	-	-
	-	-	-	-	-	-
	371	-	-	-	-	-
	-	-	-	-	-	-
	5,000	-	-	-	-	-
	-	-	-	-	-	-
	853	1,826	-	-	-	-
	185	2,948	-	-	-	-
	1,037	-	-	-	-	-
	10,736	1,078	-	-	-	-
	2,669	1,982	-	-	-	-
	111	63	-	-	-	-
	-	-	-	-	-	-
	1,260	761	-	-	-	-
	26	26	-	-	-	-
	4,559	4,374	-	-	-	-
	2,654	329	-	-	-	-
	1,408	8,484	-	-	-	-
	-	-	-	-	-	-
	2,743	24	-	-	-	-
	-	124	-	-	-	-
	1,307	770	-	-	-	-
	2,567	-	-	-	-	-
	74	-	-	-	-	-
	2,113	4,209	-	-	-	-
	-	-	-	-	-	-
	37	380	-	-	-	-
	185	6,119	-	-	-	-
	148	1,522	-	-	-	-
	1,067	507	-	-	-	-
	81,515	101,116	-	-	-	-

Current Period
November / December 2010

	External Costs	Hours	Internal Costs	Income	Nett Costs
Species Management					
1111 Sports Fish Population Assessment	-	45	2,853	-	2,853
1112 Rangitikei Trout Fishery	-	4	254	-	254
1113 River Control Fishery	-	0	-	-	-
1114 Gamebird Population Assessment	-	41	2,599	-	2,599
1122 National Hunter Survey	-	0	-	-	-
1123 Regional Angler Survey	-	0	-	-	-
1124 Regional Hunter Survey	-	0	-	-	-
1161 Trout Liberations	-	27	1,712	-	1,712
1171 Season Regulations	-	41	2,599	-	2,599
1172 Keep & Release Approvals	-	0	-	-	-
1181 Gamebird Dispersal	-	20	1,268	-	1,268
Habitat Protection					
1211 Resource Management Act	64,679	541.5	34,329	- 48,902	50,105
1212 Habitat Advocacy	-	12	761	-	761
1222 Lake Wairarapa Habitat	383	42	2,663	-	3,045
1223 JK Donald Drain Clean	-	6	380	-	380
1224 JK Donald Access	-	0	-	-	-
1231 Wetland Enhancement	-	0	-	-	-
1232 Habitat Management Opportunities	-	0	-	-	-
1233 Trout Reservoir Feasibility & Mgt	-	0	-	-	-
Participation					
1311 Angler Access	114	27	1,712	-	1,826
1312 Lake Wairarapa Hunter Access	-	46.5	2,948	-	2,948
1313 Hunter Access Permits	-	0	-	-	-
1314 Contestable Funding Access	-	0	-	-	-
1331 Magazine & Newsletters	1	17	1,078	-	1,078
1341 Information to Licenceholders	207	28	1,775	-	1,982
1342 Lapsed participants * Newsletter	-	0	-	-	-
1351 Hunter Training, Lake Omanu	-	1	63	-	63
1354 Junior Fish Training	-	0	-	-	-
1361 Club Liaison	-	12	761	-	761
1371 Kilmore Lodge	-	0	-	- 26	- 26
Public Interface					
1411 Advocacy & Liaison	-	69	4,374	-	4,374
1412 Iwi Liaison	-	1	63	-	63
1441 Public Awareness	80	4	254	- 4	329
1442 Public Promotions Centennial Lagoon	1,321	113	7,164	-	8,484
1443 Promotions	-	0	-	-	-
Compliance					
1511 Ranger Management	24	0	-	-	24
1521 Ranger Training	124	0	-	-	124
1531 Compliance	-	18	1,141	- 371	770
Licencing					
1611 Licencing	-	0	-	-	-
1621 Licence Agents	-	0	-	-	-
Council					
1721 Council	786	54	3,423	-	4,209
Planning / Reporting					
1811 Management Planning	-	0	-	-	-
1821 Annual Plan	-	6	380	-	380
1831 Annual & Other Reporting	3,837	36	2,282	-	6,119
1841 National Liaison	-	24	1,522	-	1,522
1842 National Projects	-	8	507	-	507
	71,555	1244	78,865	- 49,303	101,116

Year to Date
November / December 2010

	YTD External Costs	YTD Hours	YTD Internal Costs	YTD Income	YTD Nett Costs
Species Management					
1111 Sports Fish Population Assessment	675	75	3,965	-	4,640
1112 Rangitikei Trout Fishery	240	7	365	-	605
1113 River Control Fishery	-	5	185	-	185
1114 Gamebird Population Assessment	-	132	5,972	-	5,972
1122 National Hunter Survey	-	26	964	-	964
1123 Regional Angler Survey	-	3	111	-	111
1124 Regional Hunter Survey	-	0	-	-	-
1161 Trout Liberations	-	35	2,008	-	2,008
1171 Season Regulations	-	43	2,673	-	2,673
1172 Keep & Release Approvals	-	0	-	-	-
1181 Gamebird Dispersal	43	27	1,527	-	1,570
Habitat Protection					
1211 Resource Management Act	75,221	1088.75	54,613	- 48,902	80,932
1212 Habitat Advocacy	-	18	983	-	983
1222 Lake Wairarapa Habitat	383	95	4,627	-	5,010
1223 JK Donald Drain Clean	-	6	380	-	380
1224 JK Donald Access	-	0	-	-	-
1231 Wetland Enhancement	-	10	371	-	371
1232 Habitat Management Opportunities	-	0	-	-	-
1233 Trout Reservoir Feasibility & Mgt	5,000	0	-	-	5,000
Participation					
1311 Angler Access	114	50	2,564	-	2,678
1312 Lake Wairarapa Hunter Access	-	51.5	3,133	-	3,133
1313 Hunter Access Permits	1,037	0	-	-	1,037
1314 Contestable Funding Access	-	0	-	-	-
1331 Magazine & Newsletters	8,121	95	3,969	- 275	11,814
1341 Information to Licenceholders	207	100	4,444	-	4,651
1342 Lapsed participants * Newsletter	-	0	-	-	-
1351 Hunter Training, Lake Omanu	-	4	175	-	175
1354 Junior Fish Training	-	0	-	-	-
1361 Club Liaison	-	46	2,021	-	2,021
1371 Kilmore Lodge	-	0	-	- 52	- 52
Public Interface					
1411 Advocacy & Liaison	-	192	8,933	-	8,933
1412 Iwi Liaison	-	1	63	-	63
1441 Public Awareness	161	74	2,848	- 26	2,982
1442 Public Promotions Centennial Lagoon	1,321	151	8,572	-	9,893
1443 Promotions	-	0	-	-	-
Compliance					
1511 Ranger Management	24	74	2,743	-	2,767
1521 Ranger Training	124	0	-	-	124
1531 Compliance	-	57	2,587	- 510	2,077
Licencing					
1611 Licencing	2,567	0	-	-	2,567
1621 Licence Agents	-	2	74	-	74
Council					
1721 Council	786	111	5,536	-	6,322
Planning / Reporting					
1811 Management Planning	-	0	-	-	-
1821 Annual Plan	-	7	417	-	417
1831 Annual & Other Reporting	3,837	41	2,468	-	6,305
1841 National Liaison	-	28	1,670	-	1,670
1842 National Projects	66	35	1,508	-	1,574
	99,926	2690.25	132,471	- 49,765	182,631

Wellington Fish & Game Project Expenditure Report

Project Expenditure Report to 31 December 2011

Code	Project	EXTERNAL COSTS		HOURS		INTERNAL COST		NETABLE INCOME		BUDGET ESTIMATE		ACTUAL	
		Budget	Actual	Budget	Actual	Budget	Actual	Budget	Actual	Budget	Actual	Budget	Actual
		\$	\$			\$	\$	\$	\$	\$	\$	\$	\$
Operational Output in Detail													
1111	Sports Fish Population Monitoring	2,500	675	900	75.00	65,639	3,693	-	-	16,155	16,139	815	4,368
1112	Rangitikei Trout Fishery	14,000	240	140	7.00	10,211	345	-	-	-	-	-	585
1113	River Control Fishery	-	-	76	5.00	5,543	246	-	-	4,000	-	-	8,211
1114	Gamebird Population Assessment	15,500	-	482	132.00	35,153	6,500	-	-	-	-	-	1,543
1122	National Hunter Survey	2,300	-	50	26.00	3,647	1,280	-	-	-	-	-	50,653
1123	Regional Angler Survey	500	-	84	3.00	6,126	148	-	-	-	-	-	5,947
1124	Regional Hunter Survey	500	-	40	0.00	2,917	-	-	-	-	-	-	6,626
1161	Trout Liberations	11,500	-	20	35.00	1,459	1,723	-	-	2,000	-	-	3,417
1171	Season Regulations	-	-	76	43.00	5,543	2,117	-	-	-	-	-	10,959
1172	Keep & Release Approval	-	-	8	0.00	583	-	-	-	-	-	-	5,543
1181	Gamebird Dispersal	1,000	43	92	27.00	6,710	1,330	-	-	-	-	-	583
1182	Canada Goose	-	-	0	0.00	-	-	-	-	-	-	-	7,710
TOTAL - SPECIES MANAGEMENT		47,800	958	1,968	353.00	143,531	17,382	-	-	22,000	169,331	-	18,340
1210	RESOURCE MAN. ACT	-	-	0	0.00	-	-	-	-	-	-	-	-
1211	Resource Management Act	1,200	28,319	1,440	1,088.75	105,023	53,611	-	-	-	-	-	79,930
1212	Habitat Advocacy	-	-	228	18.00	16,629	886	-	-	-	-	-	886
1213	Trout Habitat Inventory	-	-	0	0.00	-	-	-	-	-	-	-	-
1222	Lake Wairarapa Habitat	6,000	383	330	95.00	24,068	4,678	-	-	-	-	-	30,068
1223	JK Donald Drain Clean	2,000	-	0	0.00	-	-	-	-	-	-	-	2,000
1224	JK Donald Access Stickers	-	-	0	0.00	-	-	-	-	-	-	-	-
1231	Wetland Enhancement	500	-	202	16.00	14,732	788	-	-	-	-	-	15,232
1232	Habitat Management Opportunities	2,000	-	0	0.00	-	-	-	-	-	-	-	2,000
1233	Trout Reservoir Feasibility & Management	2,200	-	0	0.00	-	-	-	-	-	-	-	2,200
1234	Trout Liberations - Reservoir Feasibility - Hutt City/Wa	5,550	5,000	0	0.00	-	-	-	-	-	-	-	5,550
1241	External Contracts	-	-	0	0.00	-	-	-	-	-	-	-	-
TOTAL - HABITAT PROTECTION & MANAGEMENT		19,450	31,702	2,200	1,217.75	160,451	59,963	-	-	-	179,901	-	91,665
1311	Angler Access	4,200	114	220	50.00	16,045	2,462	-	-	-	-	-	2,576
1312	Lake Wairarapa Hunter Access	2,900	-	174	51.50	12,690	2,536	-	-	1,000	-	-	2,536
1313	Hunter Access Permits	5,500	1,037	135	0.00	9,919	-	-	-	3,000	-	-	762
1331	Magazine & Newsletter	13,500	8,121	180	95.00	13,128	4,678	-	-	-	-	-	12,419
1341	Information to clients	-	207	290	100.00	21,150	4,924	-	-	-	-	-	26,628
1342	Lapsed Participants Newsletter	1,500	-	20	0.00	1,459	-	-	-	-	-	-	21,150
1351	Hunter Training, Lake Omanu	505	-	8	4.00	593	197	-	-	521	-	-	2,959
1352	Hunter Training Lake Omanu Platforms	-	-	0	0.00	-	-	-	-	-	-	-	567
1353	BOW course	-	-	0	0.00	-	-	-	-	-	-	-	-
1354	Junior Fish Training	500	-	0	0.00	-	-	-	-	-	-	-	-
1355	Junior Hunter Training	-	-	0	0.00	-	-	-	-	-	-	-	-
1361	Club Liaison	-	-	80	46.00	5,895	2,265	-	-	-	-	-	500
1371	Kilmore Lodge	-	-	0	0.00	-	-	-	-	-	-	-	-
TOTAL - ANGLER & HUNTER PARTICIPATION		27,795	9,479	1,108	346.50	80,809	17,062	-	-	4,521	104,083	-	26,214
1411	Advocacy & Liaison	500	-	52	192.00	3,792	9,454	-	-	-	-	-	3,792
1412	Iwi Liaison	1,000	-	40	1.00	2,917	49	-	-	-	-	-	3,417
1441	Public Awareness	3,000	181	160	74.00	11,669	3,644	-	-	-	-	-	12,669
1442	Public Promotions Centennial Lagoon	1,000	1,321	20	151.00	1,459	7,435	-	-	-	-	-	4,459
1443	Promotions	1,000	-	0	0.00	-	-	-	-	-	-	-	1,000
TOTAL - PUBLIC INTERFACE		5,500	1,482	272	418.00	19,838	20,583	-	-	26	25,338	-	22,039
1511	Ranger Management	1,000	24	126	74.00	9,189	3,644	-	-	-	-	-	10,189
1521	Ranger Training	1,000	124	0	0.00	-	-	-	-	-	-	-	1,000
1531	Compliance	5,000	-	132	57.00	9,827	2,807	-	-	5,000	-	-	9,627
TOTAL - COMPLIANCE		7,000	148	258	131.00	18,817	6,451	-	-	5,000	20,817	-	6,089

Code	Project	EXTERNAL COSTS		HOURS		INTERNAL COST		NETABLE INCOME		NET COST	
		Budget	Actual	Budget	Actual	Budget	Actual	Budget	Actual	Budget	Actual
1611	Licensing	\$ 7,200	\$ 2,567			\$ 2,917		\$ -	\$ -	\$ 10,117	\$ 2,567
1621	Licence Agents			40		\$ 2,917		\$ -	\$ -	\$ 10,117	\$ 2,567
	Eyede Fees			84		\$ 6,126		\$ 98	\$ -	\$ 6,126	\$ 98
	TOTAL - LICENSING	\$ 7,200	\$ 2,567	124		\$ 9,044		\$ 98	\$ -	\$ 16,244	\$ 2,666
1711	Council Election			0		\$ -		\$ -	\$ -	\$ -	\$ -
1721	Council Meetings	\$ 6,000	\$ 786	316		\$ 23,047		\$ 5,466	\$ -	\$ 29,047	\$ 6,252
	TOTAL - COUNCILS	\$ 6,000	\$ 786	316		\$ 23,047		\$ 5,466	\$ -	\$ 29,047	\$ 6,252
1811	Management Planning			188		\$ 13,711		\$ -	\$ -	\$ 13,711	\$ -
1821	Annual Planning			50		\$ 3,647		\$ 345	\$ -	\$ 3,647	\$ 345
1831	Annual & Other Reporting	\$ 8,500	\$ 3,837	90		\$ 6,564		\$ 2,019	\$ -	\$ 15,064	\$ 5,856
	Duck Stamp			0		\$ -		\$ -	\$ -	\$ -	\$ -
1841	National Liaison			120		\$ 8,752		\$ 1,379	\$ -	\$ 8,752	\$ 1,379
1842	National Projects			70		\$ 5,105		\$ 1,723	\$ -	\$ 5,105	\$ 1,723
	TOTAL - PLANNING/REPORTING	\$ 8,500	\$ 3,903	518		\$ 37,779		\$ 5,466	\$ -	\$ 46,279	\$ 9,369
	OVERHEADS	\$ 129,245	\$ 51,025	6,764		\$ 493,315		\$ 132,471	\$ 863	\$ 591,039	\$ 182,633
1910	Salaries	\$ 344,660	\$ 97,307							\$ 344,660	\$ 97,307
1920	Staff Expenses	\$ 14,700	\$ 4,587							\$ 14,700	\$ 4,587
1930	Staff Houses										
1940	Office Premises	\$ 43,050	\$ 11,982							\$ 43,050	\$ 11,982
1950	Office Equipment	\$ 3,000	\$ 1,559							\$ 3,000	\$ 1,559
1960	Communications/Consumables	\$ 16,100	\$ 3,928							\$ 16,100	\$ 3,928
1970	General	\$ 10,650	\$ 1,424							\$ 10,650	\$ 1,424
1980	General Equipment	\$ 2,500	\$ 1,303							\$ 2,500	\$ 1,303
1990	Vehicles	\$ 58,655	\$ 10,381							\$ 58,655	\$ 10,381
	Administration	\$ 493,315	\$ 132,471							\$ 493,315	\$ 132,471
	Total Overhead Net Cost	\$ 493,315	\$ 132,471							\$ 493,315	\$ 132,471
	Total Outputs Staff Hours									\$ 6,764	\$ 2,690
	Internal Cost Per Hour									\$ 72.93	\$ 49.24

Region: WELLINGTON

Code	Output	EXTERNAL COSTS		HOURS		INTERNAL COST		NETABLE INCOME		NET COST	
		Budget	Actual	Budget	Actual	Budget	Actual	Budget	Actual	Budget	Actual
1	Species Management	\$ 47,800	\$ 958	1,968		\$ 143,531		\$ 17,382	\$ -	\$ 169,331	\$ 18,340
2	Habitat Protection & Management	\$ 19,450	\$ 31,702	2,200		\$ 160,451		\$ 59,963	\$ -	\$ 179,901	\$ 91,665
3	Angler & Hunter Participation	\$ 27,795	\$ 9,479	1,108		\$ 80,809		\$ 17,062	\$ 4,521	\$ 104,083	\$ 26,214
4	Public Interface	\$ 5,500	\$ 1,482	272		\$ 19,838		\$ 20,583	\$ 26	\$ 25,338	\$ 22,039
5	Compliance	\$ 7,000	\$ 148	258		\$ 18,817		\$ 6,451	\$ 510	\$ 20,817	\$ 6,089
6	Licensing	\$ 7,200	\$ 2,567	124		\$ 9,044		\$ 98	\$ -	\$ 16,244	\$ 2,666
7	Councils	\$ 6,000	\$ 786	316		\$ 23,047		\$ 5,466	\$ -	\$ 29,047	\$ 6,252
8	Planning, Reporting	\$ 8,500	\$ 3,903	518		\$ 37,779		\$ 5,466	\$ -	\$ 46,279	\$ 9,369
9	Administration			3,771							
	Total Overhead Staff Hours			10,535							
	TOTAL BUDGET	\$ 129,245	\$ 51,025	10,535		\$ 493,315		\$ 132,471	\$ 863	\$ 591,039	\$ 182,633

Operational Outputs Summary		EXTERNAL COSTS		HOURS		INTERNAL COST		NETABLE INCOME		NET COST	
Code	Output	Budget	Actual	Budget	Actual	Budget	Actual	Budget	Actual	Budget	Actual
	Licence Income 2010/11	\$ 30,607	\$ 30,607								
	2010/11 Fish Licence Income	\$ 35,653	\$ 35,653								
	2011/12 Fish Licence Income	\$ 62,941	\$ 62,941								
	2012 Game Licence Income	\$ -	\$ -								
	Net of Commission expense	\$ 129,204	\$ 129,204								

Adjustments:

- Less Interest
- Plus ARF/Depreciation
- Plus Loss/Less Profit on sale
- Plus Levy/Less Grant
- Less Licence revenue

1311 : Angler Access													
Nov:2011/12	This Period: 113.98												
	21/11/2011	Fiona Death				GST	17.1	113.98	0				
							\$ 17.10	\$ 113.98	\$ -				
1331 : Magazine & Newsletters													
Dec:2011/12	This Period: 0.52												
	19/12/2011	Graphic Press				GST	0.08	0.52	0				
							\$ 0.08	\$ 0.52	\$ -				
1341 : Information to Clients													
Nov:2011/12	This Period: 206.82												
	21/11/2011	Inbox (E- newsletter 29/09-31/10)				GST	31.02	206.82	0				
							\$ 31.02	\$ 206.82	\$ -				
1371 : Kilmore Lodge													
Dec:2011/12	This Period: (26.09)												
	12/12/2011	Brad Turner				GST	3.91	0	26.09				
							- \$ 3.91	\$ -	\$ 26.09				
1441 : Public Awareness													
Nov:2011/12	This Period: 79.50												
	21/11/2011	Fish & Game NZ (INV159/152)				GST	11.92	79.5	0				
							\$ 11.92	\$ 79.50	\$ -				
Dec:2011/12	This Period: (4.35)												
	8/12/2011	M Prier (Getting Started In Fishing DVD)				GST	0.65	0	4.35				
							- \$ 0.65	\$ -	\$ 4.35				

1442 : Public Promotions Centennial Lagoon									
Nov:2011/12	This Period: 31.98								
	21/11/2011	Steve Pilkington		GST	Debit	Credit			
	21/11/2011	Fiona Death		3.37	22.43	0			
				1.43	9.55	0			
Dec:2011/12	This Period: 1,288.59			4.80	31.98	\$			
	12/12/2011	Phil Teal (Expenses)		GST	Debit	Credit			
	19/12/2011	Fish & Game New Zealand (INV.165)		67.27	448.46	0			
	19/12/2011	Phil Teal (Expenses)		119.94	799.59	0			
				6.08	40.54	0			
1511 : Ranger Management				193.29	\$ 1,288.59	\$			
Dec:2011/12	This Period: 24.38								
	19/12/2011	Fish & Game New Zealand (INV.166)		GST	Debit	Credit			
				3.66	24.38	0			
1521 : Ranger Training				3.66	\$ 24.38	\$			
Nov:2011/12	This Period: 124.35								
	18/11/2011	Colin Shore		GST	Debit	Credit			
				18.65	124.35	0			
1532 : Fines Received				18.65	\$ 124.35	\$			
Nov:2011/12	This Period: (311.61)								
	18/11/2011	Elizabeth Algje (Fine Fishing for Ben Algje)		GST	Debit	Credit			
	24/11/2011	Simon Doran (Fishing Fine)		45.39	0	302.61			
Dec:2011/12	This Period: (59.13)			45.39	\$	- \$ 311.61			
	8/12/2011	Damian Owen (Part Payment Fishing Fine)		GST	Debit	Credit			
	8/12/2011	Damin Owen (Part Payment Fishing Fine)		3.65	0	24.35			
				5.22	0	34.78			
				8.87	\$	- \$ 59.13			

1721 : Council Meetings												
Nov:2011/12	This Period: 348.70											
	21/11/2011	Masterlon Cosmopolitan Club			GST	Debit	Credit					
					52.3	348.7	0					
Dec:2011/12	This Period: 437.38											
					\$ 52.30	\$ 348.70	\$ -					
	8/12/2011	Upper Hutt Cossie Club			GST	Debit	Credit					
	8/12/2011	Upper Hutt Cossie Club			11.25	75	0					
	19/12/2011	Fairfax Media (Public Notices AGM)			29.03	193.57	0					
					25.32	168.81	0					
1831 : Annual & Other Reporting												
Nov:2011/12	This Period: 2,997.30											
	21/11/2011	AllanMcNeill			GST	Debit	Credit					
					449.6	2,997.30	0					
Dec:2011/12	This Period: 839.72											
					\$ 449.60	\$ 2,997.30	\$ -					
	19/12/2011	AllanMcNeill			GST	Debit	Credit					
	19/12/2011	Orion (End Of Year Balances Moneyworks)			118.13	787.5	0					
					7.83	52.22	0					
1844 : National Levy												
Nov:2011/12	This Period: 693.75											
					\$ 125.96	\$ 839.72	\$ -					
	21/11/2011	Fish & Game NZ (INV'59/152)			GST	Debit	Credit					
					104.06	693.75	0					
1921 : ACC Levy												
Nov:2011/12	This Period: 3,954.63											
					\$ 104.06	\$ 693.75	\$ -					
	8/11/2011	ACC			GST	Debit	Credit					
					593.19	3,954.63	0					
1923 : Staff Training												
Nov:2011/12	This Period: 15.65											
					\$ 593.19	\$ 3,954.63	\$ -					
	21/11/2011	Nic Cudby (Expenses)			GST	Debit	Credit					
					2.35	15.65	0					
					\$ 2.35	\$ 15.65	\$ -					

Dec:2011/12	This Period: 84.78			GST	Debit	Credit
	19/12/2011	Phil Teal (Expenses)		12.72	84.78	0
				\$ 12.72	\$ 84.78	\$ -
1925 : Staff Expenses						
Dec:2011/12	This Period: 166.96					
	19/12/2011	Phil Teal (Expenses)		GST 25.04	Debit 166.96	Credit 0
				\$ 25.04	\$ 166.96	\$ -
1941 : Office Rent						
Nov:2011/12	This Period: 2,816.66					
	1/11/2011	Carson Family Trust (Palmerston North Office Rent)		GST 312.5	Debit 2,083.33	Credit 0
	1/11/2011	Marinoto (Wellington Office Rent)		110	733.33	0
				\$ 422.50	\$ 2,816.66	\$ -
Dec:2011/12	This Period: 2,816.66					
	1/12/2011	Carson Family Trust (Palmerston North Office Rent)		GST 312.5	Debit 2,083.33	Credit 0
	1/12/2011	Marinoto (Wellington Office Rent)		110	733.33	0
				\$ 422.50	\$ 2,816.66	\$ -
1942 : Office Rates						
Nov:2011/12	This Period: 584.61					
	21/11/2011	Carson Family Trust		GST 87.69	Debit 584.61	Credit 0
				\$ 87.69	\$ 584.61	\$ -
1943 : Office Maintenance						
Nov:2011/12	This Period: 74.35					
	21/11/2011	LCS Office Equipment		GST 11.15	Debit 74.35	Credit 0
				\$ 11.15	\$ 74.35	\$ -
1953 : Office Equip Maintenance						
Nov:2011/12	This Period: 615.77					
	21/11/2011	Ricoh		GST 92.37	Debit 615.77	Credit 0
				\$ 92.37	\$ 615.77	\$ -

1974 : Bank Charges		This Period: 58.94							
Nov:2011/12				GST	Debit	Credit			
	10/11/2011 Eftpos New Zealand			0	55.94	0			
	21/11/2011 ANZ (Direct Online Transaction Fee)			0	1	0			
	21/11/2011 ANZ (Direct Online Software Fee)			0	2	0			
Dec:2011/12		This Period: 50.41		\$ -	\$ 58.94	\$ -			
	9/12/2011 ANZ (Stop Pay Fee Cheque)			GST	Debit	Credit			
	9/12/2011 ANZ (Stop Cheque Waiver)			0	20	0			
	10/12/2011 Eftpos New Zealand Ltd			0	0	20			
	20/12/2011 ANZ (Direct Online Software Fee)			0	37.41	0			
	20/12/2011 ANZ (Direct Online Transaction Fee)			0	2	0			
				0	11	0			
				\$ -	\$ 70.41	\$ 20.00			
1975 : Office Consumables									
Nov:2011/12		This Period: 43.48							
	11/11/2011 Petty Cash			GST	Debit	Credit			
				6.52	43.48	0			
Dec:2011/12		This Period: 52.83		\$ 6.52	\$ 43.48	\$ -			
	19/12/2011 Phil Teal (Expenses)			GST	Debit	Credit			
	19/12/2011 Phil Teal (Expenses)			1.11	7.39	0			
				6.82	45.44	0			
				\$ 7.93	\$ 52.83	\$ -			
1979 : Eyede Fees									
Nov:2011/12		This Period: 758.31							
	10/11/2011 Eyede (Internet Settlement)			GST	Debit	Credit			
	10/11/2011 Eyede (Internet Settlement)			-11.12	0	-74.11			
				0	0	-684.2			
Dec:2011/12		This Period: 259.58		\$ 11.12	\$ -	\$ 758.31			
	13/12/2011 Eyede (Internet Settlement)			GST	Debit	Credit			
	13/12/2011 Eyede (Internet Settlement)			-5.26	0	-35.1			
				0	0	-224.48			
				\$ 5.26	\$ -	\$ 259.58			

1981 : General Equip Purchases (Under \$2,000)									
Dec:2011/12	This Period: 1,302.83								
	19/12/2011	Dick Smith (Canon EOS600D Lens Kit)							
			GST	Debit	Credit				
			195.42	1,302.83	0				
			\$ 195.42	\$ 1,302.83	\$ -				
1993 : Vehicle Running DQA202									
Nov:2011/12	This Period: 558.41								
	8/11/2011	NZ Transport Agency (Registration)							
	10/11/2011	BP NZ Ltd							
			GST	Debit	Credit				
			20.21	134.72	0				
			63.55	423.69	0				
			\$ 83.76	\$ 558.41	\$ -				
Dec:2011/12	This Period: 396.71								
	10/12/2011	BP New Zealand							
	26/12/2011	NZ Transport Agency (RUC)							
			GST	Debit	Credit				
			58.24	388.27	0				
			1.27	8.44	0				
			\$ 59.51	\$ 396.71	\$ -				
1994 : Vehicle Running FMF666									
Nov:2011/12	This Period: 593.83								
	10/11/2011	BP NZ Ltd							
			GST	Debit	Credit				
			89.08	593.83	0				
			\$ 89.08	\$ 593.83	\$ -				
Dec:2011/12	This Period: 1,056.40								
	10/12/2011	BP New Zealand							
	19/12/2011	Palmfield Motors							
			GST	Debit	Credit				
			77.28	515.21	0				
			81.18	541.19	0				
			\$ 158.46	\$ 1,056.40	\$ -				
1996 : Vehicle Running JS									
Nov:2011/12	This Period: 423.91								
	21/11/2011	J Steedman (Travel Expenses)							
			GST	Debit	Credit				
			63.59	423.91	0				
			\$ 63.59	\$ 423.91	\$ -				
Dec:2011/12	This Period: 551.09								
	19/12/2011	J Steedman (Travel Expenses)							
			GST	Debit	Credit				
			82.66	551.09	0				
			\$ 82.66	\$ 551.09	\$ -				

1999 : Vehicle Running FHA920									
Nov:2011/12	This Period: 229.74								
	10/11/2011	BP NZ Ltd		GST	Debit	Credit			
	21/11/2011	Nic Cudby (Expenses)		30.55	203.65	0			
				3.91	26.09	0			
Dec:2011/12	This Period: 1,601.69			\$ 34.46	\$ 229.74	\$			
	10/12/2011	BP New Zealand		GST	Debit	Credit			
	19/12/2011	Capital City Ford (Service)		45.56	303.73	0			
				194.69	1,297.96	0			
1999A : Vehicle Running FYG593				\$ 240.25	\$ 1,601.69	\$			
Nov:2011/12	This Period: 1,089.23								
	10/11/2011	BP NZ Ltd		GST	Debit	Credit			
	21/11/2011	Palrfield Motors		133.4	889.32	0			
				29.99	199.91	0			
Dec:2011/12	This Period: 481.09			\$ 163.39	\$ 1,089.23	\$			
	10/12/2011	BP New Zealand		GST	Debit	Credit			
				72.16	481.09	0			
2100 : Fish Licence Income				\$ 72.16	\$ 481.09	\$			
Nov:2011/12	This Period: (36,787.69)								
	9/11/2011	Warren Cole (Fishing Licence 2929520)		GST	Debit	Credit			
	10/11/2011	Eyede (Retail Settlement)		15.13	0	100.87			
	10/11/2011	Eyede (Internet Settlement)		2,155.42	0	14,369.43			
	28/11/2011	Eyede NZ Ltd (INV 12794)		3,488.35	0	23,255.65			
				140.74	938.26	0			
Dec:2011/12	This Period: (30,743.46)			\$ 5,518.16	\$ 938.26	\$ 37,725.95			
	8/12/2011	M Prier (Family Fishing Licence 11FA16260)		GST	Debit	Credit			
	8/12/2011	M Nicol (Fishing Licence 2938030 AOL)		19.7	0	131.3			
	13/12/2011	Eyede (Retail Settlement)		15.13	0	100.87			
	13/12/2011	Eyede (Internet Settlement)		3,488.21	0	23,254.77			
	19/12/2011	Jason Gibb (Upgrade to Family Licence)		1,133.87	0	7,559.13			
	28/12/2011	Eyede (INV 13021)		15.13	100.87	0			
				30.26	201.74	0			
				\$ 4,611.52	\$ 302.61	\$ 31,046.07			

2105 : Fish Licence Income - Previous									
Year									
Nov:2011/12	This Period: (3,078.97)					GST	Debit	Credit	
	10/11/2011 Eyede (Retail Settlement)					461.85	0	3,078.97	
						461.85	0	3,078.97	
Dec:2011/12	This Period: (4,918.10)					GST	Debit	Credit	
	13/12/2011 Eyede (Retail Settlement)					737.72	0	4,918.10	
						\$ 737.72	\$ -	\$ 4,918.10	
2205 : Game Licence Income - Previous									
Year									
Nov:2011/12	This Period: (9,849.09)					GST	Debit	Credit	
	10/11/2011 Eyede (Retail Settlement)					1,477.36	0	9,849.09	
						\$ 1,477.36	\$ -	\$ 9,849.09	
Dec:2011/12	This Period: (2,681.20)					GST	Debit	Credit	
	13/12/2011 Eyede (Retail Settlement)					402.18	0	2,681.20	
						\$ 402.18	\$ -	\$ 2,681.20	
2900 : Interest Received									
Year									
Nov:2011/12	This Period: (76.27)					GST	Debit	Credit	
	15/11/2011 ANZ (Credit Interest Paid)					0	0	76.27	
						\$ -	\$ -	\$ 76.27	
Dec:2011/12	This Period: (268.62)					GST	Debit	Credit	
	15/12/2011 ANZ (Credit Interest Paid)					0	0	72.53	
	15/12/2011 ANZ					0	0	196.09	
						\$ -	\$ -	\$ 268.62	
BANK1 : Cheque Account 00									
Year									
Nov:2011/12	Open: 2,225.29								
	This Period: 822.29					Close: 3,047.58			
Dec:2011/12	Open: 3,047.58								
	This Period: (1,833.25)					Close: 1,214.33			
BANK2 : ANZ Plus Account 83									
Year									
Nov:2011/12	Open: 57,761.86								
	This Period: 10,794.48					Close: 68,556.34			
Dec:2011/12	Open: 68,556.34								
	This Period: (17,450.01)					Close: 51,106.33			

BANK3 : Term Deposit 357637					
Nov:2011/12				This Period: 0.00	Close: 126,003.46
Dec:2011/12	Open: 126,003.46			This Period: 0.00	Close: 126,003.46
	Open: 126,003.46				
BANK6 : Term Deposit 521918					
Nov:2011/12	Open: 66,722.85			This Period: 0.00	Close: 66,722.85
Dec:2011/12	Open: 66,722.85			This Period: 0.00	Close: 66,722.85
BANK 8 : Term Deposit 703512					
Nov:2011/12	Open: 20,000.00			This Period: 0.00	Close: 20,000.00
Dec:2011/12	Open: 20,000.00			This Period: 196.09	Close: 20,196.09

**NEW ZEALAND FEDERATION OF
FRESHWATER ANGLERS (INC.)**



I wish to pass on my congratulations to both the Wellington Fish and Game Council and the Manawatu Freshwater Anglers Club for the outstanding contribution both organizations gave in organizing the children's fish out day on Sunday the 13th November at the centennial lagoon.

The day was extremely well organized and run, and was a credit to all those members who organized the function and took part on the day. I'm sure, all families and children that participated on the day; went home well pleased.

I would also like to pass on Federations thanks, for those who help sponsor the day, without your contribution, the children would not have enjoyed such an enjoyable exercise.

Jim Hale

New Zealand Federation of Freshwater Anglers.

RECEIVED
13 DEC 2011
11/12/2011
BY:

IN / OUT	TO / FROM	CODE	ACTIONED
Ag...			
Fish...			
Coun...			
Man...			
Circulate.			Council

Fish and Game

Dear sir\madam


Re Mangatoro River
Weber\Lys Rd.Dannevirke.

I wish to address problems that have arisen on this river. I have fished this river all my lifetime and am very concerned with the declining fish numbers. Having spoken to you about the problem in years previous, no change has happened. For the pressure it gets it is clearly not handling the no limit status you have on it. This is one of our major spawning rivers. It is well known in early season that all big fish are still there. (The Pahiatua fish carnival) has not been kind to this river as it is the only one with the no size limit on it; hence the big fish consistently are caught and kept. We need a size limit, and one fish limit placed on this river. I know every landowner on this river and all would agree. This is our gem. The clearest most beautiful river in our region and it has gone horribly back wards.

Secondly, self seeded willow trees are taking over huge areas of the upper reaches. I have spoken with horizons who have sent their staff member Gordon Kugeleijn to look at it. The money excuses have already started and not much else. These two problems are in my opinion in need of urgent address, hence I am writing to you.

I await your reply with anticipation.

Yours sincerely



Alistair McGregor

Need to reply and
consider at Fish Regs Meeting

Rivers need protection

So, thousands of salmon have escaped from the Mt Cook Alpine Salmon farm.

Fish & Game in their holy rightness are now warning and issuing injunction notices to those sawy locals who feel an easy catch is the order of the day.

It is long past time that Fish & Game started preaching their own sermons about protecting our waterways.

Introduced rainbow and brown trout and salmon are decimating our native species of freshwater fish.

The company which inadvertently released these fish will no doubt be held accountable, but so too should Fish & Game for their role in the destruction of our native freshwater fish species.

After all Fish & Game is an organisation that is seriously concerned about the wellbeing of our waterways, aren't they?

JOHN BARROW
Dannevirke

MAN STAN 121/12



Moult culls destroy 18,000 canada geese

FLEUR COGLE Last updated 05:00 07/01/2012

Up to 18,000 canada geese have been destroyed in a series of moult culls across the central South Island.

In the most recent cull, on Thursday, about 1500 birds at Wainono Lagoon were killed, Federated Farmers High Country farmer Simon Williamson said.

Before June, when the birds lost their protected status, Fish and Game had managed population numbers.

The birds are considered a pest because they eat pasture and crops and foul paddocks and waterways.

Moult culls, using several methods, had been conducted at Ohau, Pukaki, Tekapo and Ellesmere, with more planned for the area this month, Mr Williamson said. A follow-up cull in April could be conducted if necessary, he said.

During the birds' moult they are unable to fly and shelter on bodies of water. Culling methods depended on the location, Mr Williamson said.

A helicopter and shooters were used at Wainono, he said.

Federated Farmers South Canterbury president William Rolleston said a government grant of \$100,000 was made as a one-off payment to set up the cull programme throughout New Zealand.

The grant has been jointly paid by the Department of Conservation (DOC) and Ministry of Agriculture and Forestry, attracting criticism from conservation groups which said half the "subsidy" had come from DOC at a time of job cuts.

DOC programme biodiversity manager Kennedy Lange said DOC's role was to provide the relevant authority for Federated Farmers to undertake the culls on public conservation land. The authority included a range of conditions to ensure public safety, animal welfare and legislative criteria were met, Mr Lange said.

Culls on DOC land would be taking place in the Upper Rangitata, Upper Rakaia and Ashburton Lakes basin over the next couple of weeks, he said.

Central South Island Fish and Game officer Mark Webb said local Fish and Game had not been told about the Wainono cull, but had heard about it.

- © Fairfax NZ News



Geese carcasses left to rot on lakeside after cull
17-Jan 17:23

By Jono Hutchison

Recent culls of Canada Geese are believed to have killed up to 18,000 birds but the operation has concerned some hunters.

They say Lake Ellesmere has been left in a mess with rotting carcasses on the lake edge.

But those involved in the culling operation say they did clean up.

"They've had over a week now to clean up after the first cull, and there's birds that I've seen at different levels of decomposition, which shows they've been there for quite a long time, not just from the last heli-cull," says Hunter Tom Lanauze.

Federated Farmers, which has complained for years about the voracious birds eating grass and destroying pasture, played a prominent role in the culls.

"Not a pleasant operation, obviously, but it had to be done and it's a successful operation. And now it's really up to the recreational hunters to show us that they can control goose numbers," says Simon Williamson from the Federated Farmers.

Canada Geese were introduced as a game bird, but last year the Government agreed their population was out of control, and reclassified them as a pest.

Mr Lanauze agrees there needed to be a cull, but says hundreds of carcasses have been left around the lake.

"None of us were present, we volunteered to help with the cull but that was turned down, and obviously seeing what's been left behind, would've liked to be able to contribute to at least helping in the clean-up," says Mr Lanauze.

Federated Farmers insists their clean-up recovered 99 percent of the carcasses.

"It is still an operation in progress, so if there are some that should turn up on the edge of a lake, we will carry on picking them up," says Mr Williamson.

Mr Lanauze took 3 News onto Lake Ellesmere to see some of the birds that had washed up on conservation land.

The Department of Conservation says it has not received any complaints about geese carcasses on public land, but after 3 News told Doc about them, staff members were sent to check around the lake edge.

"Things do slip through the cracks, but unfortunately in this case what slipped through the cracks is hundreds of dead geese washing up ashore, which is obviously not an ideal result," says Mr Lanauze.

Both the hunters and Federated Farmers say they want to work together in the future, but some ruffled feathers will have to be smoothed first.



Geese cull success

GERALD PIDDOCK Last updated 05:00 28/01/2012

Federated Farmers have completed their moult cull of canada geese, having disposed of about 18,000 birds.

The cull replaced ones previously done by Fish and Game, but did not preclude further culls by other groups or individuals given the bird now has no legal protection.

Federated Farmers North Otago high country chairman Simon Williamson said the cull had been successful and estimated between 5500-6000 geese had been culled from around Omarama, Mackenzie and South Canterbury.

"We've taken out about the same amount of birds that Fish and Game did when they did the cull using the same methods."

He also rejected accusations that bird carcasses had not been collected from cull areas.

"Of the 18,000 birds that have been taken out, virtually all have been collected and disposed of."

The federation's high country chairman Graham Reed said that number did not take into account geese culled from private control operations and individuals, unconnected to the farmer lobby group's geese control group, which would have pushed cull numbers higher.

"We also estimate the South Island population of canada geese has been reduced to about 40,000 birds. That's still double what Fish & Game agreed to in the 1995 South Island canada goose management plan," Mr Reed said.

The cull was a combined operation involving high country farmers, Christchurch International Airport and assistance from the Department of Conservation.

Mr Reed said canada geese were an aggressive environmental pest.

Without control, they would outcompete native waterfowl for food and nesting sites. They also posed a very real threat to aviation.

"Canada geese also produce prodigious quantities of excrement that is not only full of bacteria, but is passed directly into sensitive waterways like Lake Ellesmere."

They also competed with livestock for food and damaged pasture and crops.

"These birds have no redeeming qualities aside from providing sport for hunters."

The cull was carried out using the same methods Fish & Game employed and followed Ministry of Agriculture and Forestry guidelines. It had received \$100,000 funding from the government.

Mr Reed said the federation hoped to establish a group to manage canada geese.

- © Fairfax NZ News

0 comments

[Post a comment](#)

[Expand All](#)

[Oldest First](#)

Post comment

Name:
Required

Registration is not required to post a comment but if you [sign in](#), you will not have to enter your details each time you comment. Registered members also have access to extra

Canada Geese moult cull 'all but completed'

Home › National

Contributor:



Voxy News Engine

Friday, 27 January, 2012 - 12:49

A moult cull of Canada Geese in Canterbury has finished. While it replaced ones previously undertaken by Fish & Game, it does not preclude further culls in South Island by the control group, individuals or groups of organised hunters, given the bird has no legal protection.

"The cull of introduced Canada Geese was a combined operation involving High Country farmers, Christchurch International Airport and others. We also appreciated the assistance of the Department of Conservation," says Graham Reed Federated Farmers High Country chairperson.

"Canada Geese are an aggressive environmental pest. Without control, they'll outcompete native waterfowl for food and nesting sites. They also pose a very real threat to aviation.

"Canada geese also produce prodigious quantities of excrement that is not only full of bacteria, but is passed directly into sensitive waterways like Te Waihora/Lake Ellesmere.

"For farmers, especially High Country ones, these birds add to our difficulties. They compete with our stock for food and actively damage valuable pasture and crops.

"These birds have no redeeming qualities aside from providing sport for hunters.

"To replace Fish & Game's cull, the Government offered the control group we're part of, up to \$100,000 for a one-off programme. The cull was carried out using the same methods Fish & Game employed and was done in accordance with Ministry of Agriculture & Forestry guidelines.

"We estimate around 18,000 geese have been accounted for but private control operations and individuals, unconnected to our group, would have taken more.

"We also estimate the South Island population of Canada Geese has been reduced to about 40,000 birds. That's still double what Fish & Game agreed to in the 1995 South Island Canada Goose Management Plan.

"I need to stress that the sole objective of this programme, has been to get numbers down to a level that recreational hunters will be able to maintain.

"We've started reviewing the cull as part of reporting back to Government. There will be learning's we'll take from what was a big operation. Looking to the future, we're also on track to establish a permanent group to manage Canada Geese.

"When we meet over the next six weeks, it will be with Government, airport authorities, district and regional councils as well as land owner groups. It will of course include recreational hunting groups too," Mr Reed concluded.

THE
DOMINION
POST

Comment

Face the facts - we aren't so green

MIKE JOY Last updated 05:00 25/01/2012

OPINION: The enthusiastic response of Kiwis and many Government agencies to the Rena shipwreck disaster was heartening.

A foreign-owned vessel messing up our environment and wildlife provoked a deep sense of injustice and motivated many to get involved in the clean-up.

But sadly, this remarkable response really just serves to highlight our denial of the real environmental disaster that we are increasingly desperately avoiding.

If only New Zealand's real "worst ever" environmental disaster was so well publicised, officially acknowledged and stimulated such urgent action. And if only our real disaster was so easily fixed and even better that everyone could be involved its remediation.

Unfortunately, unlike the Rena disaster, the true environmental and biodiversity catastrophe is so pervasive it cannot be cleaned up by teams of volunteers; rather its cure will involve a total rethink of what we accept as being "good for the economy".

At present, any economic gain is considered a great thing, regardless of the losses inflicted on the environment or society; neither of which are counted or even mentioned. To have a future, we must grow up as a nation and begin to take into account the losses inflicted on our natural capital.

Most Kiwis perceive our country as clean and green, and this perception is shared by the rest of the world, although doubts are creeping in.

Clean and green is what defines us; it is fundamental to differentiating New Zealand from geographically closer competitors in world markets.

So, the perception and the reality of environmental health and sustainability are essential to a secure economic future and we trash it at our peril.

Unfortunately, a "hands-off" approach by successive governments in the past few decades means we have slipped a long way towards the bottom of the heap.

This news will come as a bombshell to most Kiwis; but a recent peer-reviewed international study using seven well-accepted measures of environmental performance revealed that per capita we are 18th worst of 189 countries in the world. The frightening reality is that we only rank one notch higher than China, at 17th worst per capita.

Not surprisingly, for overall impact China placed much lower given its population, they ranked third worst behind Brazil and the United States. When it comes to this overall impact New Zealand ranked 47th worst in the world.

We smugly scorn other countries for trading in endangered species. Whether it's rhino and elephant tusks in Africa or the condemnation of Japanese whaling, we vehemently condemn this destruction of indigenous biodiversity.

In a delightful irony here in 100 per cent-pure-New Zealand we harvest, export and sell locally at least five endangered freshwater fish species.

Four of the five species in your whitebait fritter are listed as endangered, but you can buy them at any

055

supermarket. Our amazing, endemic longfin eel is commercially harvested and exported but is one of our threatened species.

Sadly our Fisheries Ministry is "managing" them to extinction by allowing them to be harvested under the much-lauded "quota management system" that even it admits is failing longfin eels.

This freshwater fish calamity is but one example of scores of examples revealing how we got be so low on world environmental rankings so quickly. The recent unprecedented and totally unregulated boom in dairy farming has had enormous impacts on our rivers and lakes and their biodiversity.

The extreme number of cows we now have per hectare, made possible by imported fertilisers and palm kernel, is now more than twice the carrying capacity of our land and rivers.

Just one clue of how far we have gone is the fact that two thirds of our 50 freshwater fish species are listed as threatened. The impacts to our waterways their decline portends are only just beginning to be seen.

A recent Environment Court decision confirmed a limit of one cow for every 2ha to protect Lake Taupo – this is about a third of the stocking rate for the rest of the country.

Now it's official – we have the world's highest proportion of threatened species, and 161 countries are cleaner and greener than us. This environmental devastation driving us down to the bottom of world rankings is the result of a failure of successive governments to measure or even realise the true economic value of a healthy environment.

It's a bit like paying all the bills with a credit card and pretending all is well with the home budget. Healthy rivers, lakes and soils are our natural capital. But we are running them down in a mad rush, ignoring the fact that we have long since exceeded the limits.

Our ecological capital credit card is maxed out and it's long past time for action. However, the bizarre response from Government is to take money from conservation and continually weaken the Resource Management Act, driving us even further down.

Many New Zealanders are now painfully aware of the true implications of the weakening of regulation. Owners of leaky homes, residents of liquefaction zones or those hit by landslides are the latest victims of our supposed leaders putting short-term economic gains before sustainability.

These urban examples are well-known and publicised but the same lack of regulation has led to environmental degradation in the rest of the country. The losses are less well-known but are proof of the lobbying power of industry, the profit takers who are long gone when disaster strikes.

Mike Joy is a senior lecturer in ecology and environmental science at Massey University.



The Dominion Post on Facebook

Like 4,155

30 comments

[Post a comment](#)

[Expand All](#)

[Oldest First](#)

;) #30 12:09 pm Jan 27 2012

Great piece, I have been telling people this for years and am labled a tree hugging, leftwing, anti bussiness, winger for it. Funny how people want to live in a country that is clean and green but really when it comes down to it they just cant be arsed trying to make it better. I reckon most people dont even know what happens to their own waste after they flush to loo, let alone care just so long as they dont have to deal with it. Kind of like they dont care where or how their consumer goods come from as long as they are cheap. There is a better way to live we are just to lazy and apathetic to do it. The last election result showed that.

Chris #29 10:55 am Jan 27 2012

Rod #22, unfortunately Maori weren't all that great either. They spent a lot of time burning entire forests to the ground, and drove the Moa (and Haast Eagle) to extinction. These days there is the issue of lwi sanctioned foreign-charter boats, run in third-world employment conditions and overfishing their quota

056

Fonterra farms out cup seats to officials

BY NEIL REID

SENIOR OFFICIALS from two regional councils investigated by the auditor-general over dairying prosecution policies were hosted at the Rugby World Cup by farming giant Fonterra.

Horizons Regional Council chairman Bruce Gordon and three officials from the Waikato Regional Council, including its chief executive Bob Laing and two councillors, were among those entertained.

a load of rot. We are in partnership with Fonterra on many things. Part of what I went for was to meet with the directors that were there to make sure our relationship is working properly."

The Waikato Regional Council did not respond to requests for interviews, but its statutory processes adviser, Catherine Robinson, did tell the Green Party in a letter that all acceptances were in line with its staff gifts policy, as well as the code of conduct for elected members.

"These make it clear that staff and elected members must not allow their decision-making to be influenced by such gifts/invites in order to avoid any perception of bias."

A Fonterra spokesman said: "Fonterra engages with local government officials at different levels every day and any suggestion there is a conflict from such engagement is unfounded."

In September, a 90-page report released by auditor-general Lyn Provost was critical of councillors from Environment Southland and the Waikato, Horizons and Taranaki regional

councils who had "some involvement either in deciding whether the council should prosecute, or in investigating the case once the decision to prosecute had been made".

"There are strong and long-standing conventions against elected officials becoming involved in prosecution decisions," Provost wrote.

But Waikato councillors recently agreed to a proposal that they should cease to have a say on what cases would be prosecuted, although that stance still has to be formally adopted.

Gordon said any decision by Horizons to prosecute over dirty dairying ultimately lay with management, not elected officials. He said it was a "clear process".

Green Party co-leader Russel Norman - who sourced the information under the Local Government Official Information and Meetings Act - labelled it "really concerning".

"There is a clear conflict of interest from the regulator accepting gifts from the industry they have been regulating," he said. "On the one hand councillors are accepting gifts from dairy corporations, and on the other they are making the decisions on whether to prosecute dairy corporations."

Laing and Waikato regional councillors Peter Buckley and Norm Barker were hosted by Fonterra at the October 21 bronze medal play-off between the Wallabies and Wales.

Horizons confirmed its chairman, Gordon, had been hosted by Fonterra during the cup.

The only other official who had received match tickets was chief executive Michael McCartney, who was hosted by Vodafone.

Accepting freebies during the cup was frowned on in the state sector, with the country's top civil servant, State Services Commissioner Iain Rennie, writing to all chief executives warning them to stay away from such offers.

But Gordon hit back at Norman's accusation of a conflict of interest, saying his experience had been positive for Horizons' relationship with Fonterra. "What



Favours: Greens co-leader Russel Norman is worried by a possible conflict of interest.



Dangerous waters: The Sea Shepherd organisation will return to the Southern Ocean to confront Japanese whalers again this season, but it

Southern Ocean whale war

By MICHAEL FIELD

TWO NEW ZEALAND ships could be involved in a Southern Ocean whale war as the Sea Shepherd organisation pledges action against a Japanese whaling fleet with armed protection.

A spokesman for Foreign Affairs Minister Murray McCully said there were "no current plans" to send ships, but Defence Force sources say the HMNZ Otago and Wellington, both with ice-strengthened hulls, have been told they could go south.

A three-ship whaling fleet, led by the Yushin Maru, left Shimonoseki in Japan last Wednesday for the Southern Ocean whale

sanctuary, with plans to kill 1000 mainly minke whales. For the first time, a Japanese fisheries agency guard ship sailed with them.

Confronting the Japanese will be Sea Shepherd's vessels Steve Irwin and Bob Barker, and the Brigitte Bardot, which replaced the New Zealand-flagged Ady Gil after it sank when it was rammed last year.

Sea Shepherd says two New Zealanders are aboard the Bob Barker - medical officer Matthew Brown and quartermaster Mikey May.

Sea Shepherd head Paul Watson called this season's action Operation Divine Wind - connecting it to the Japanese concept of kamikaze attacks in World War II.

"The symbolism here herd ships are the wix Southern Ocean whale s invasion by the Japaner

The voyage will feature TV series of *Whale Wars* believed the Japanese w ships. "I assume the se and dislodge us, and th difficult confrontations.

The Japanese are no will whale this year, no are normally at sea fro

McCully's office sai likely to be in Australie stand Australia has ri

Sugar buzz sours

HONEY LOVERS scoffing the New Zealand delicacy could be getting an over-sweet deal.

Crown Research Institutes GNS scientist Karyne Rogers says some Kiwi honey is failing an export test to detect sugar levels in honey, and that product could end up on supermarket shelves.

But Rogers said there was no suggestion honey producers were adding sugar. Some people were falling the test unnecessarily, and she was now working on changing it to rule out legitimate honey being rejected for export.

"We know there was a large shipment turned away recently. That was through no fault of the company, there was no adulteration, it just failed a test that we are working to change internationally."

With the manuka honey industry worth \$120 million alone, she said it was important New Zealand got it right, and some of the failed product could be the result of poor

beekeeping. "We don't know if people are removing sugar or feeding it."

She said although it was rare, in some cases beekeepers were overfeeding their bees with sugar and water during low-pollen months. "Some beekeepers put a large amount of material out and just leave it because the hives might be in a remote place."

She said the best solution was to feed bees honey. "That's all they need, it's why they are making honey, it's their food storage. Traditional beekeepers don't remove all the honey on the frames, they leave some."

NZ Beekeepers Association president Barry Foster said it was rare, but he did know of exporters failing the sugar test. If beekeepers continued to feed their bees close to the honey flow, sugar could get into the end product, he said.



Photo: Marion van Dijk/Fairfax NZ

GREEN CANVAS FOR WISHLIST FROM NATIONAL

Green Party MPs are set to canvas their policy wishlist for a potential post-election deal with National.

Co-leaders Russel Norman and Metiria Turei have indicated they are open to discussions about a new memorandum of understanding covering policies that both parties could work together on.

While the parties were poles apart on several key policies - including

National yet, but our approach has been to see if there's an opportunity to expand the memorandum, and we have all supported that."

The Green Party signed an understanding with National in 2009. It initially covered National's support of the Greens' home insulation plan, which has seen more than 100,000 Kiwi homes insulated, the development of energy efficiency and

Medical profession blamed for

By SARAH HARVEY

THE MEDICAL profession is to blame for increasing numbers of people being allergic to foods, a

swamp the immune system and give it a chance to get used to allergenic foods. Then you don't get allergies. If you go back 30 years it was rare to see a kid with

Introduction, including allergenic foods, will prevent food allergy either, and that is really where the research is happening."



