



Report of

**OTAGO FISH AND GAME COUNCIL**

For the year ending  
**31 August 2018**

---

Presented to the House of Representatives pursuant to the Conservation Act 1987


29 November 2018

The Hon. Eugenie Sage  
Minister of Conservation  
Parliament Buildings  
Wellington

Dear Minister

I have the honour to submit, pursuant to Section 26X of the Conservation Act 1987 and Section 44A of the Public Finance Act 1989, the Annual Report and Financial Statements of the Otago Fish and Game Council for the year ending 31 August 2018.

Yours faithfully

A handwritten signature in black ink, appearing to read 'Monty Wright', written in a cursive style.

Monty Wright  
Chairperson  
**Otago Fish and Game Council**

## CONTENTS

Chairperson's Report	2 - 3
Council and Staff	4
Audit Report	5 - 7
Statement of Responsibility	8
Statement of Comprehensive Revenue and Expense	9
Statement of Financial Position	10
Statement of Changes in Equity	11
Statement of Cash Flows	12
Notes to the Financial Statements	13 - 31
Statement of Objectives and Service Performance	32 - 62

## MISSION

**" To manage, maintain and enhance the sports fish and game bird resources of Otago in the recreational interests of anglers and hunters."**

## **CHAIRPERSON'S REPORT**

**Monty Wright**

It gives me great pleasure to report to you on the financial year to 31 August 2018.

The year was one of significant change for the organisation with the retirement of long serving Chief Executive Niall Watson. He has provided exemplary service to the Otago Council (and Otago Acclimatisation Society) for a span of 38 years which is a remarkable achievement and one we are extremely grateful for. I am pleased to report that the transition of Chief Executives has been a relatively smooth one with the Council's former Operations Manager Ian Hadland being successfully appointed to the role. We wish Mr Watson well for his retirement and look forward to working with Mr Hadland into the future.

Election of a new Otago Council in October 2018 would ordinarily be reported next year but I would like to take this opportunity to welcome Murray Nielson, Ray Grubb, John Highton and Mike Barker to the table and acknowledge several long serving Councillors who did not seek re-election. Dr John Jillett, Dave Witherow and Allan Hammond have collectively contributed over 80 years of service as Councillors and for that we are appreciative. I would also like to thank three term Councillor Dr Mike Turner who unfortunately was not re-elected.

Fishing and Gamebird licence sales in Otago again exceeded budget expectations for the 2017/2018 seasons. It is pleasing to see angling and game bird hunting in Otago retaining its popularity.

The Council's end of year position was a \$(85333) loss by comparison with a surplus of \$137,509 in the previous year. Our total income for the year was \$2,315,250 slightly up on last year (\$2,314,942) and we paid levies of \$918,122 to New Zealand Fish and Game Council (down from \$839,736 the previous year). This was for national level activities such as advocacy, co-ordination, legal pool funding, and research, and for the support of fish and game management in other regions.

I would like to note again that one of the benefits of paying levies is the pool funding available to enable regional Fish and Game Councils to participate in the RMA planning processes – resource consent applications, plan changes and water conservation order applications. This activity is essential if freshwater habitats on which trout, salmon and game birds depend are to be protected and enhanced. Unfortunately, due to heavy demand on that pool fund, the organisation has been approved to use its reserves to help fund what is essential advocacy to protect or improve habitat.

Restoring environmental flows in Central Otago rivers is growing workload for Fish and Game staff who are responding both to applications for RMA consents to replace historic mining privileges and to Otago Regional Council (ORC) minimum flow plan changes. This is important work because many rivers and streams in the area are overallocated and go dry in summer as a result with a consequent loss of fish life. Mining privileges all expire in 2021.

During the year, major effort was put into the Lindis River minimum flow with the Council supporting the ORC decision for a flow of 900 litres per second, about 50% of the mean annual low flow (MALF). Irrigators had appealed that decision seeking a much lower summer flow. To our dismay ORC changed sides in this long and drawn out process and so has failed to defend its

own hearing decision. At the time of writing the matter is about to go before the Environment Court after lengthy delays.

The Kye Burn catchment consents has had a better outcome with negotiations achieving an agreed outcome on a residual flow of 200 litres per second or 40 % of MALF and so avoiding Court action. But that is a serious compromise for the environment.

Staff have had satisfactory input into a number of other consents replacing mining privileges during the year despite difficulties with ORC water policy interpretation. The Council is having to be pragmatic to achieve negotiated settlements in these cases.

The Council has undertaken a comprehensive review of the Angling Regulations during the year. Changes were proposed by the Council, tested against the Sportsfish and Game Management Plan provisions and then consulted widely. The result was the lowering of daily bag limits across the region and the designation of a new backcountry fishery for the Pomahaka River. These changes have been well received by anglers.

In addition to the review of regulations, the triennial review of honorary rangers was also undertaken. The region has been well served by its honorary rangers in the past and that looks set to continue with 23 being re-warranted for a further three-year term.

We have been working with Contact Energy during the year to improve their sports fish mitigation programme on the lower Clutha River, in particular the development of a salmon hatchery option for Roxburgh. Scoping reports for requirements were completed and hatchery concept designs are presently being drafted.

During the year the Council further wound down the Wanaka Hatchery site including the sale for removal of the derelict ex hatchery managers house. Clearing of woody weeds and planting native shrubs to protect the Bullock Creek Springs are ongoing and the opening of a public boardwalk through the Bullock Creek Hatchery Springs Wetland was one of the year's highlights. These accomplishments were overshadowed by ongoing issues with stormwater and sediment issues from an urban subdivision behind the hatchery springs. The failure of QLDC and ORC to take firm action on these issues has been frustrating for the Council, and the wider community.

I would like to again thank staff, councillors, our New Zealand Council appointee Dr John Jillett and co-opted members Murray Neilson and Richard Twinning (Ngai Tahu representative). Honorary rangers and licence agents also deserve our thanks.

Finally, special thanks go to Otago farmers who allow anglers and hunters access across their land to fish and hunt. Their generosity greatly enhances recreational opportunities available to anglers and hunters of Otago.

Monty Wright  
**Chairperson**

**COUNCILLOR MEETING ATTENDANCE**  
**(6 Council Meetings Held)**  
**1 September 2017 to 31 August 2018**

Barlow, John	6	
Boyd, Rick	5	
Cole, Ian	6	
Hammond, Allan	3	Illness
Dr Jillett, John	5	
McIntyre, Adrian	5	
Rae, Dan	6	
Dr Turner, Mike	4	Leave of absence
Whyte, Vicky	4	
Witherow, David	1	Illness
Wright, Monty	6	
Weatherall, Colin	3	
Murray Neilson	5	
Richard Twining	6	

**STAFF**

Chief Executive	Niall Watson BSc, MRRP (until 14 <sup>th</sup> May) Ian Hadland BCom (from 14 <sup>th</sup> May)
Administration Officer	Sharon Milne NZCS, NZCM
Operations Manager	Ian Hadland BCom (until 14 <sup>th</sup> May)
Fish and Game Officer	Paul van Klink BSc
Fish & Game Officer	Cliff Halford
Fish & Game Officer	Morgan Trotter BSc, PG Dip. Env. Sc, MSc.
Fish and Game Officer	Steve Dixon Cert. Env. Mgmt
Fish and Game Officer	Helen Trotter BSc, PG Dip. Env. Sc.
Environmental Officer	Nigel Paragreen BEcon, MEnvMan

**NZ Council Appointee**

Dr John Jillett

**Co-opted Council Members**

Murray Neilson

Richard Twining



Tel: +64 3 218 2959  
Toll Free: 0800 182 959  
Fax: +64 3 218 2092  
invercargill@bdo.co.nz  
www.bdo.co.nz

BDO INVERCARGILL  
136 Spey Street,  
Invercargill 9810.  
PO Box 1206,  
Invercargill 9840, New Zealand

## INDEPENDENT AUDITOR'S REPORT

### TO THE READERS OF OTAGO FISH AND GAME COUNCIL'S FINANCIAL STATEMENTS AND STATEMENT OF PERFORMANCE FOR THE YEAR ENDED 31 AUGUST 2018

The Auditor-General is the auditor of Otago Fish and Game Council (the Fish and Game Council). The Auditor-General has appointed me, Gregory Nicol Thomas, using the staff and resources of BDO Invercargill, to carry out the audit of the financial statements and statement of performance of the Fish and Game Council on his behalf.

#### Opinion on the financial statements and the statement of performance

We have audited:

- the financial statements of the Fish and Game Council on pages 9 to 31, that comprise the statement of financial position as at 31 August 2018, the statement of comprehensive revenue and expense, statement of changes in equity and statement of cash flows for the year ended on that date and the notes to the financial statements that include accounting policies and other explanatory information; and
- the statement of performance of the Fish and Game Council on pages 32 to 62.

In our opinion:

- the financial statements of the Fish and Game Council: on pages 9 to 31:
  - present fairly, in all material respects:
    - its financial position as at 31 August 2018; and
    - its financial performance and cash flows for the year then ended; and
  - comply with generally accepted accounting practice in New Zealand and have been prepared in accordance with Public Benefit Entity Standards with reduced disclosure requirements.
- the statement of performance of the Fish and Game Council on pages 32 to 62:
  - presents fairly, in all material respects, the Fish and Game Council's performance for the year ended 31 August 2018, including for each class of reportable outputs:
    - its standards of performance achieved as compared with the forecasts included in the annual work plan and budget for the financial year;
    - its actual revenue and output expenses compared with the forecasts included in the annual work plan and budget for the financial year; and
  - complies with generally accepted accounting practice in New Zealand.

Our audit was completed on 29 November 2018. This is the date at which our opinion is expressed.

The basis for our opinion is explained below. In addition, we outline the responsibilities of the Council and our responsibilities relating to the financial statements and the statement of performance, we comment on other information, and we explain our independence.

#### Basis for opinion

We carried out our audit in accordance with the Auditor-General's Auditing Standards, which incorporate the Professional and Ethical Standards and the International Standards on Auditing (New Zealand) issued by the New Zealand Auditing and Assurance Standards Board. Our responsibilities under those standards are further described in the Responsibilities of the auditor section of our report.



Tel: +64 3 218 2959  
Toll Free: 0800 182 959  
Fax: +64 3 218 2092  
invercargill@bdo.co.nz  
www.bdo.co.nz

**BDO INVERCARGILL**  
136 Spey Street,  
Invercargill 9810.  
PO Box 1206,  
Invercargill 9840, New Zealand

We have fulfilled our responsibilities in accordance with the Auditor-General's Auditing Standards.

We believe that the audit evidence we have obtained is sufficient and appropriate to provide a basis for our opinion.

### **Responsibilities of the Council for the financial statements and the statement of performance**

The Council is responsible on behalf of the Fish and Game Council for preparing financial statements and a statement of performance that are fairly presented and comply with generally accepted accounting practice in New Zealand.

The Council is responsible for such internal control as it determines is necessary to enable it to prepare financial statements and a statement of performance that are free from material misstatement, whether due to fraud or error.

In preparing the financial statements and the statement of performance, the Council is responsible on behalf of the Fish and Game Council for assessing the Fish and Game Council's ability to continue as a going concern. The Council is also responsible for disclosing, as applicable, matters related to going concern and using the going concern basis of accounting, unless there is an intention to merge or to terminate the activities of the Fish and Game Council, or there is no realistic alternative but to do so.

The Council's responsibilities arise from the Public Finance Act 1989, the Crown Entities Act 2004, and the Conservation Act 1987.

### **Responsibilities of the auditor for the audit of the financial statements and the statement of performance**

Our objectives are to obtain reasonable assurance about whether the financial statements and the statement of performance, as a whole, are free from material misstatement, whether due to fraud or error, and to issue an auditor's report that includes our opinion.

Reasonable assurance is a high level of assurance, but is not a guarantee that an audit carried out in accordance with the Auditor-General's Auditing Standards will always detect a material misstatement when it exists. Misstatements are differences or omissions of amounts or disclosures, and can arise from fraud or error. Misstatements are considered material if, individually or in the aggregate, they could reasonably be expected to influence the decisions of readers taken on the basis of these financial statements and the statement of performance.

For the budget information reported in the financial statements and the statement of performance, our procedures were limited to checking that the information agreed to the Fish and Game Council's annual work plan and budget.

We did not evaluate the security and controls over the electronic publication of the financial statements and the statement of performance.

As part of an audit in accordance with the Auditor-General's Auditing Standards, we exercise professional judgement and maintain professional scepticism throughout the audit. Also:

- We identify and assess the risks of material misstatement of the financial statements and the statement of performance, whether due to fraud or error, design and perform audit procedures responsive to those risks, and obtain audit evidence that is sufficient and appropriate to provide a basis for our opinion. The risk of not detecting a material misstatement resulting from fraud is higher than for one resulting from error, as fraud may involve collusion, forgery, intentional omissions, misrepresentations, or the override of internal control.
- We obtain an understanding of internal control relevant to the audit in order to design audit procedures that are appropriate in the circumstances, but not for the purpose of expressing an opinion on the effectiveness of the Fish and Game Council's internal control.





Tel: +64 3 218 2959  
Toll Free: 0800 182 959  
Fax: +64 3 218 2092  
invercargill@bdo.co.nz  
www.bdo.co.nz

**BDO INVERCARGILL**  
136 Spey Street,  
Invercargill 9810.  
PO Box 1206,  
Invercargill 9840, New Zealand

- We evaluate the appropriateness of accounting policies used and the reasonableness of accounting estimates and related disclosures made by the Council.
- We evaluate the appropriateness of the reported performance information within the Fish and Game Council's framework for reporting performance.
- We conclude on the appropriateness of the use of the going concern basis of accounting by the Council and, based on the audit evidence obtained, whether a material uncertainty exists related to events or conditions that may cast significant doubt on the Fish and Game Council's ability to continue as a going concern. If we conclude that a material uncertainty exists, we are required to draw attention in our auditor's report to the related disclosures in the financial statements and the statement of performance or, if such disclosures are inadequate, to modify our opinion. Our conclusions are based on the audit evidence obtained up to the date of our auditor's report. However, future events or conditions may cause the Fishing and Game Council to cease to continue as a going concern.
- We evaluate the overall presentation, structure and content of the financial statements and the statement of performance, including the disclosures, and whether the financial statements and the statement of performance represent the underlying transactions and events in a manner that achieves fair presentation.

We communicate with the Council regarding, among other matters, the planned scope and timing of the audit and significant audit findings, including any significant deficiencies in internal control that we identify during our audit.

Our responsibilities arise from the Public Audit Act 2001.

### **Other Information**

The Council is responsible for the other information. The other information comprises the Letter to the Minister of Conservation, Chairperson's Report, Council and Staff and the Statement of Responsibility, included on pages 2 to 4, but does not include the financial statements and the statement of performance, and our auditor's report thereon.

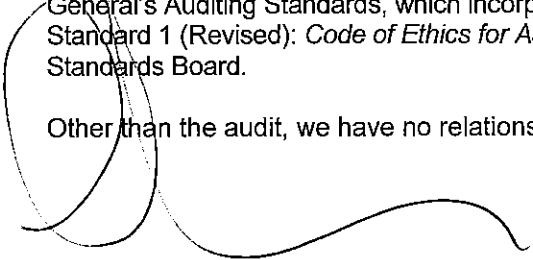
Our opinion on the financial statements and the statement of performance does not cover the other information and we do not express any form of audit opinion or assurance conclusion thereon.

In connection with our audit of the financial statements and the statement of performance, our responsibility is to read the other information. In doing so, we consider whether the other information is materially inconsistent with the financial statements and the statement of performance or our knowledge obtained in the audit, or otherwise appears to be materially misstated. If, based on our work, we conclude that there is a material misstatement of this other information, we are required to report that fact. We have nothing to report in this regard.

### **Independence**

We are independent of the Fish and Game Council in accordance with the independence requirements of the Auditor-General's Auditing Standards, which incorporate the independence requirements of the Professional and Ethical Standard 1 (Revised): *Code of Ethics for Assurance Practitioners* issued by the New Zealand Auditing and Assurance Standards Board.

Other than the audit, we have no relationship with, or interests in, the Fish and Game Council.



Gregory Nicol Thomas  
BDO Invercargill  
On behalf of the Auditor-General  
Invercargill, New Zealand  
29 November 2018

**Otago Fish and Game Council**  
**Statement of Responsibility**

For the year ended  
31 August 2018

---


The Council and Management of the Otago Fish and Game Council accept responsibility for the accuracy of any judgements used in the preparation of the following financial statements and statements of performance.

We are responsible for the end of year performance information provided by Otago Fish and Game Council under section 19A of the Public Finance Act 1989.


We have the responsibility for establishing and maintaining a system of internal control designed to provide reasonable assurances as to the integrity and reliability of financial reporting.

In our opinion, these financial statements and statement of performance fairly reflects the financial position and operations of Otago Fish and Game Council for the year ended 31 August 2018.

Signed on behalf of the Council



Council Chairman



Chief Executive

Date

29 November 2018

**Otago Fish and Game Council**  
**Statement of Comprehensive Revenue and Expense**  
For the year ended  
**31 August 2018**

	Note	Actual 2018 \$	Budget 2018 \$	Actual 2017 \$
<b>REVENUE</b>				
Fish and Game Licence Sales/Levies	2	2,074,961	1,992,586	2,049,184
Grants and Donations	3	85,326	3,500	35,613
Interest	4	33,188	33,601	33,135
Other Revenue	5	121,775	48,100	197,010
<b>Total Revenue</b>		<b>2,315,250</b>	<b>2,077,787</b>	<b>2,314,942</b>
<b>EXPENSES</b>				
Species Management	6	18,697	25,000	11,346
Habitat Protection & Management	6	236,588	8,000	167,114
Angler & Hunter Participation	6	24,462	16,500	39,950
Public Interface	6	334	1,000	2,495
Compliance	6	12,821	12,000	23,699
Licensing	6	86,906	100,129	86,493
Council	6	19,911	15,000	12,947
Planning & Reporting	6	15,502	13,000	15,260
Personnel Costs	7	797,617	768,413	736,071
Depreciation	13	72,500	-	78,182
Other Expenses	8	197,123	178,229	164,140
<b>Total Expenditure</b>		<b>1,482,461</b>	<b>1,137,271</b>	<b>1,337,697</b>
<b>Surplus/(deficit)</b>		<b>832,789</b>	<b>940,516</b>	<b>977,245</b>
<b>Other Expenses</b>				
Levies to NZFGC		918,122	918,122	839,736
<b>Total comprehensive revenue and expense</b>		<b>(85,333)</b>	<b>22,394</b>	<b>137,509</b>


The above statement of Comprehensive Revenue and Expense should be read in conjunction with the accompanying notes.

**Otago Fish and Game Council**  
**Statement of Financial Position**  
As at  
**31 August 2018**

	Note	Actual 2018 \$	Budget 2018 \$	Actual 2017 \$
<b>ASSETS</b>				
<b>Current Assets</b>				
Cash & cash equivalents	9	433,614	405,755	518,201
Receivables	10	178,479	173,828	173,828
Investments	11	842,310	811,666	811,666
Inventories	12	18,521	18,111	18,111
Funds held in trust	14	71,046	77,745	77,745
Accrued Interest		4,285	5,957	5,957
<b>Total Current Assets</b>		<b>1,548,255</b>	<b>1,493,062</b>	<b>1,605,508</b>
<b>Non-Current Assets</b>				
Property, plant & equipment	13	1,412,972	1,443,902	1,443,902
<b>Total Non-Current Assets</b>		<b>1,412,972</b>	<b>1,443,902</b>	<b>1,443,902</b>
<b>TOTAL ASSETS</b>		<b>2,961,227</b>	<b>2,936,964</b>	<b>3,049,410</b>
<b>LIABILITIES</b>				
<b>Current Liabilities</b>				
Payables	15	309,147	302,059	302,059
Employee entitlements	16	41,206	51,144	51,144
<b>Total Current Liabilities</b>		<b>350,353</b>	<b>353,203</b>	<b>353,203</b>
<b>TOTAL LIABILITIES</b>		<b>350,353</b>	<b>353,203</b>	<b>353,203</b>
<b>NET ASSETS</b>		<b>2,610,874</b>	<b>2,583,761</b>	<b>2,696,207</b>
<b>EQUITY</b>	17	<b>2,610,874</b>	<b>2,583,761</b>	<b>2,696,207</b>

For and on behalf of the Council, who authorise the issue of these financial statements on 29 November 2018:

  
Council Chairperson  
29 November 2018

  
Chief Executive  
29 November 2018

The above statement of financial position should be read in conjunction with the accompanying notes.

# Otago Fish and Game Council

## Statement of Changes in Equity

For the year ended  
31 August 2018

	Note	Actual 2018 \$	Actual 2017 \$
<b>Accumulated Funds</b>			
Balance as at 1 September		2,696,207	2,558,698
Total comprehensive revenue and expense for the year		(85,333)	137,509
<b>Balance at 31 August</b>	<b>17</b>	<b>2,610,874</b>	<b>2,696,207</b>

The above statement of Changes in Equity should be read in conjunction with the accompanying notes.

**Otago Fish and Game Council**  
**Statement of Cash Flows**  
For the year ended  
**31 August 2018**

	Actual 2018 \$	Budget 2018 \$	Actual 2017 \$
<b>CASH FLOWS FROM OPERATING ACTIVITIES</b>			
<b>Cash was received from:</b>			
Licence sales	2,082,393	1,992,586	2,040,169
Grants, donations and fundraising	85,326	-	35,613
Interest received	34,860	33,601	32,609
RMA reimbursed costs	63,515	-	119,630
Other Revenue	58,260	48,100	77,380
<b>Cash was applied to:</b>			
Payments to suppliers	1,557,359	1,187,351	1,397,248
Payments to employees	807,555	768,413	733,242
GST (net)	-	-	-
<b>Net Cash Flows from Operating Activities</b>	<b>(40,560)</b>	<b>118,523</b>	<b>174,911</b>
<b>CASHFLOW FROM INVESTING ACTIVITIES</b>			
<b>Cash was received from:</b>			
Sale of property, plant and equipment	82,875	-	49,130
Sale of investments	-	-	-
<b>Cash was applied to:</b>			
Purchase of property, plant and equipment	102,957	117,378	80,585
Purchase of investments	23,945	-	29,865
<b>Net Cash Flows from Investing Activities</b>	<b>(44,027)</b>	<b>(117,378)</b>	<b>(61,320)</b>
<b>Net Increase / (Decrease) in Cash</b>	<b>(84,587)</b>	<b>1,145</b>	<b>113,591</b>
<b>Opening Cash</b>	<b>518,201</b>	<b>404,610</b>	<b>404,610</b>
<b>Closing Cash</b>	<b>433,614</b>	<b>405,755</b>	<b>518,201</b>
<b>This is represented by:</b>			
Cash & cash equivalents	433,614	405,755	518,201

The above statement of Cashflows should be read in conjunction with the accompanying notes.

**BDO**

BDO INVERCARGILL

# Otago Fish and Game Council

## Notes to the Financial Statements

For the year ended  
31 August 2018

---

### Note 1 : STATEMENT OF SIGNIFICANT ACCOUNTING POLICIES

#### REPORTING ENTITY

Otago Fish and Game Council is a Public Entity under the Public Finance Act 1989 (Schedule 4). The Council was established on 4 May 1991 with the passing of the Conservation Law Reform Act 1990. These financial statements have been prepared in accordance with Section 153-6 of the Crown Entities Act 2004.

Otago Fish and Game Council has designated itself as a public benefit entity (PBE) for financial reporting purposes.

#### BASIS OF PREPARATION

The financial statements have been prepared on a going concern basis, and the accounting policies have been applied consistently throughout the period.

#### Statement of compliance

The financial statements have been prepared in accordance with the requirements of the Crown Entities Act 2004, which includes the requirement to comply with generally accepted accounting practice in New Zealand (NZ GAAP).

The financial statements have been prepared in accordance with Tier 2 PBE standard - RDR (reduced disclosure) as annual expenditure is between 2,000,000 and less than \$30,000,000.

These financial statements comply with PBE accounting standards.

#### Measurement basis

The financial statements have been prepared on the historical cost basis.

#### Presentation currency

The financial statements are presented in New Zealand dollars.

### SUMMARY OF SIGNIFICANT ACCOUNTING POLICIES

#### Revenue Recognition

Otago Fish and Game Council derives revenue through the sale of fish and game licences, interest, sale of fish product, contracts, rentals, grants and miscellaneous sales.

#### *Licence Revenue*

Licence revenue is recognised in the period the licence fee is earned, for example, a fish licence sold in August of the current year which relates to the next fishing season is treated as income in advance.

#### *Grants Received*

Grants are recognised as revenue when they become receivable unless there is an obligation in substance to return the funds if conditions of the grant are not met. If there is such an obligation, the grants are initially recorded as grants received in advance and recognised as revenue when the conditions of the grant are satisfied.

#### *Interest*

Interest revenue is recorded as it is earned during the year.

#### *Other Income*

Income from contracts, rentals and miscellaneous sales are recorded as revenue in the period they are earned.

#### *Donated Services*

Certain operations of the Council are reliant on services provided by volunteers. Volunteer services received are not recognised as revenue or expenditure by Council.

#### **Operating Leases**

Leases that do not transfer substantially all risks and rewards incidental to ownership of an asset to the Council are classified as operating leases. Lease payments under an operating lease are recognised as an expense on a straight line basis over the term of the lease in the statement of Comprehensive Revenue and Expenses.

#### **Cash and Cash Equivalents**

Cash and cash equivalents include cash on hand, bank balances, deposits held at call with banks, and other short term highly liquid investments with original maturities of three months or less.

#### **Receivables**

Short receivables are recorded at their face value, less any provision for impairment.

A receivable is considered impaired when there is evidence that the Council will not be able to collect the amount due. The amount of the impairment is the difference between the carrying amount of the receivable and the present value of the amounts expected to be collected.

#### **Investments**

Short term deposits have maturities between three months and one year. Investments in deposits are measured at amortised cost using effective interest method.

At balance date the Council assesses whether there is any objective evidence that an investment is impaired. Any impairment loss is recorded as an expense in the Statement of Comprehensive Revenue and Expenses.

#### **Inventory**

All inventory on hand is recorded at cost.

#### **Property, Plant and Equipment**

Property, plant and equipment consist of the following asset classes: Land, Buildings, Plant and Equipment, Furniture, Motor Vehicles (and boats) and Field Equipment.

Property, plant and equipment transferred to the Council on 31.8.91 and 22.12.92 is recorded at deemed cost based on fair value as at that date, less accumulated depreciation and impairment losses.

Property, plant and equipment purchased since that date is recorded at cost or in the case of donated assets, fair value at the date of receipt, less accumulated depreciation and impairment losses. Cost or fair value as the case may be, includes those costs that relate directly to bringing the asset to the location where it will be used and making sure it is in the appropriate condition for its intended use.

Property, plant and equipment acquired with individual values under \$2,000 is not capitalised, but is recognised as an expense in the Statement of Comprehensive Revenue and Expense.

Gains and losses on disposals (i.e. sold or given away) are determined by comparing the proceeds received with the carrying amounts (i.e. the book value).



### Depreciation

Depreciation is charged on all property, plant and equipment other than land, so as to spread the cost of the asset over its useful life. Depreciation for each of the major categories of assets is calculated on the basis noted below:

	Rate	Depreciation Method
Buildings	40 years (2.5%)	Straight line
Plant & Equipment	2-20 years (5% to 50%)	Diminishing value
Motor Vehicles	10 years (10 %)	Diminishing value
Office Equipment	3-10 years (10% to 33.33%)	Diminishing value

### Impairment of Non- Financial Assets

Property plant and equipment and intangible assets that have a finite useful life are reviewed for impairment whenever events or changes in circumstances indicate that the carrying amount may not be recoverable. An impairment loss is recognised for the amount by which the asset's carrying amount exceeds its recoverable amount. The recoverable amount is the higher of the asset's fair value less costs to sell and value in use.

If an asset's carrying amount exceeds its recoverable amount, the asset is impaired and the carrying amount is written down to the recoverable amount. For revalued assets the impairment loss is recognised against the revaluation reserve for that class of asset. Where that results in a debit balance in the revaluation reserve, the balance is recognised in the statement of Comprehensive Revenue and Expenses.

For assets not carried at a revalued amount, the total impairment loss is recognised in the statement of financial performance.

### Intangible Assets - Software

Any major software acquired is capitalised and amortised over its estimated useful life of 4 years.

### Payables

Payables represent liabilities for goods and services provided to the Council prior to the end of the financial year which are unpaid. Payables are recorded at the amount of cash required to settle those liabilities. The amounts are unsecured and are usually paid within 30 days of recognition. Other payables consists of income which has been received by Council and relates to a future period.

### Employee Entitlements

#### *Short-term employee entitlements*

Employee benefits that are due to be settled within 12 months after the end of period in which the employee renders the related service are measured based on accrued entitlements at current rates of pay.

These include salaries and wages accrued up to balance date and annual leave earned but not yet taken at balance date.

Sick leave is accumulated by staff but is not likely to be material and has not been accrued. There is a potential liability for sick leave of staff but that has not been possible to quantify for inclusion within the salaries accruals at balance date.

#### *Long-term employee entitlements*

Employee benefits that are due to be settled beyond 12 months after the end of period in which the employee renders the related service, such as long service leave and retirement gratuities, are calculated on an actuarial basis. The calculations are based on:

- Likely future entitlements accruing to staff, based on years of service, years of entitlement, the likelihood of that staff will reach the point of entitlement, and contractual entitlement in formation and the Present Value of the estimated future cashflows.

### Unused Donations, grants funding with conditions

Unused donations and grants with conditions will be recorded as a liability at balance date.

## **Superannuation schemes**

### *Defined Superannuation Schemes*

Obligations for the contribution to KiwiSaver are accounted for as defined contribution superannuation schemes and are recognised as an expense in the surplus or deficit as incurred.

## **Equity**

Equity is measured as the difference between total assets and total liabilities. Equity is disaggregated and classified into the following components:

- Accumulated surplus/(deficit)
- Restricted Reserves

## **Dedicated Reserves**

Created by a transfer from accumulated surpluses and set aside as a resource for a particular purpose, as a decision of the Otago Fish and Game Council

- Habitat Enhancement and Research Reserve- Money received via Diversion of offenders to be used for habitat enhancement and fish and game bird research. All applications for funding are reviewed and approved by council
- Non Resident Levy Reserve -- Income collected from the non-resident levy on non-resident fishing licences to be used for back country and other sensitive fisheries within the Otago region.
- Lindis and Mining Privileges Reserve - Otago Reserves used for The Lindis River environmental court hearing on minimum flow and renewal of mining privileges to be contested. Reserve agreed by New Zealand Fish and Game Council March 2018.
- Historical Reserve from Property Sale late 90's - Dedicated to the purchase of other properties.

## **Restricted Reserves**

Restricted Reserves are those reserves subject to specific conditions accepted as binding by the Council without reference to specified purposes or when certain specific conditions are met.

- Bullock Creek Reserves -- For development of the Bullock Creek wetland and walkway, donations from Wanaka Residents Association, Department of Corrections and Otago Fish & Game Council Habitat Enhancement and Research Reserve and public donations.
- Wetland Development Trust Funds Held by Anderson Lloyd Lawyers-- Under an agreement with the Department of Conservation (DOC) DOC's half of the proceeds from the sale of a property located at 98 Mc Bride Street, Frankton are held in trust by Otago Fish and Game Council and are committed to wetland development in the interests of both DOC and Otago Fish and Game Council.

## **Levies**

### *Game Bird Habitat Stamp Levy*

As per the New Zealand Game Bird Habitat Stamp Regulations 1993, a levy (\$3) (2017: \$2) from the sale of every Game Bird Licence for the year is distributed to the New Zealand Game Bird Habitat Trust Board.

### *New Zealand Fish and Game Council Levy*

In accordance with Section 26C(1)(f) of the Conservation Act a levy is payable by the Council to the New Zealand Fish and Game Council from licence sales. This levy was agreed upon by the Council at the beginning of the financial year.

## **Goods and Services Tax**

All items in the financial statements are presented exclusive of GST, except for receivables and payable, which are presented on a GST inclusive basis. Where GST is not recoverable as an input tax, it is recognised as part of the related asset or expense.

The net amount of GST recoverable from, or payable to, the IRD is included as part of receivables or payables in the statement of financial position.

The net GST paid to, or received from, the IRD, including the GST relating to investing and financing activities, is classified as a net operating cash flow in the Statement of cash flows.

Commitments and contingencies are disclosed exclusive of GST.

**Income Tax**

The Council is a public authority as defined in Section YA1 of the Income Tax Act 2007. As such the Council is exempt from income tax under Section CW 46 of that Act.

**Budget Figures**

The budget figures are those approved by the Council in its annual operational plan as required by Section 26Q(1)e(ii) of the Conservation Act 1987 and have been disclosed in accordance with Section 45B(2)(b) of the Public Finance Act 1989. The Budget figures have been prepared in accordance with NZ GAAP, using accounting policies that are consistent with those adopted by the Council in preparing these financial statements.

**Critical Accounting Estimates and Assumptions**

In preparing these financial statements the Council has made estimates and assumptions concerning the future in regard to asset lives and impairment of assets. None of these estimates and assumptions are considered critical by the Council.

**Statement of Cashflows**

Cash is considered to be cash on hand and current accounts in banks, net of bank overdrafts.

Investing activities are those activities relating to the acquisition, holding and disposal of Fixed Assets and Investments. Investments include securities not falling within the definition of cash.

Financing Activities are those activities, which result in changes in the size and composition of the capital structure of the organisation. This includes both equity and debt not falling within the definition of cash.

Operating Activities include all transactions and other events that are not investing or financing activities.

# Otago Fish and Game Council

## Notes to the Performance Report

For the year ended  
31 August 2018

<b>Note 2 : LICENCE SALES</b>	<b>Actual 2018 \$</b>	<b>Budget 2018 \$</b>	<b>Actual 2017 \$</b>
Fish Licence	1,747,478	1,670,050	1,716,074
Game Licence	327,483	322,536	333,110
<b>Total</b>	<b>2,074,961</b>	<b>1,992,586</b>	<b>2,049,184</b>

### Note 3: GRANTS & DONATIONS TAKF

Otago Community Trust for 2018/19	-	3,500	2,000
Bendigo Valley Trust	(2,000)	-	4,000
Flysite	15	-	-

#### Takitakitoa

Takitakitoa Project Donations	-	-	100
Ricoh	1,500	-	1,500
Otago Regional Council	-	-	13,500

#### Bullock Creek

Bullock Creek Habitat Enhancement Fund	5,000	-	9,030
Bullock Creek Donations	500	-	1,300
Department of Corrections	1,880	-	1,200
Wanaka Residents Association	63,816	-	-

#### Salmon and Research

Contact Energy	14,215	-	2,983
----------------	--------	---	-------

#### Others

Lanarch Castle	400	-	-
----------------	-----	---	---

<b>Total</b>	<b>85,326</b>	<b>3,500</b>	<b>35,613</b>
--------------	---------------	--------------	---------------

### Note 4: INTEREST

Interest	33,188	33,601	33,135
----------	--------	--------	--------

<b>Total</b>	<b>33,188</b>	<b>33,601</b>	<b>33,135</b>
--------------	---------------	---------------	---------------



<b>Note 2 : LICENCE SALES</b>	<b>Actual 2018 \$</b>	<b>Budget 2018 \$</b>	<b>Actual 2017 \$</b>
<b>Note 5: OTHER REVENUE</b>			
Reparations Trust Fund	(1,344)	-	3,020
Rent Received	33,193	43,100	39,282
Fishing Competitions	1,332	-	1,046
Commissions	298	-	639
Merchandise Sales	388	-	468
Niwa Alexandra	-	-	-
Sundry Income	1,345	-	6,213
Wildlife Reserve	-	-	-
RMA Costs Reimbursed	63,515	-	119,630
Fines - Fishing & Game Offences	1,560	5,000	6,597
Profit on Sale of Fixed Assets	21,488	-	20,115
<b>Total</b>	<b>121,775</b>	<b>48,100</b>	<b>197,010</b>

#### **Funds Received in Advance**

Otago Community Trust provided \$3,055 for TAKF which was carried forward to 2018/2019 year

Reparations include \$8,300 of fines received and grants paid of \$9,644.

<b>Note 6 : ANALYSIS OF EXPENSES</b>	<b>Actual 2018 \$</b>	<b>Budget 2018 \$</b>	<b>Actual 2017 \$</b>
<b>Species Management</b>			
Population Monitoring	8,335	12,000	9,348
Harvest Assessment	2,700	3,000	2,700
Hatchery Operations Macraes	7,633	10,000	(727)
Releases	-	-	25
Control	29	-	-
<b>Total</b>	<b>18,697</b>	<b>25,000</b>	<b>11,346</b>
<b>Habitat Protection/Management</b>			
Resource Management	126,856	4,500	129,598
Works & Management	101,511	3,500	14,572
Assisted Habitat	-	-	809
Wetland Enhancement	8,221	-	22,135
<b>Total</b>	<b>236,588</b>	<b>8,000</b>	<b>167,114</b>
<b>Angler &amp; Hunter Participation</b>			
Access	4,557	3,000	1,374
Satisfaction Surveys	8,790	-	10,150
Newsletters	3,349	4,500	20,474
Other publications	60	1,000	2,901
Training TAKF	3,412	4,000	1,598
Club Relations	4,294	4,000	3,453
<b>Total</b>	<b>24,462</b>	<b>16,500</b>	<b>39,950</b>
<b>Public Interface</b>			
Advocacy	7	-	9
Public Promotions	-	-	-
Visitor Facilities	209	500	311
Communication & Marketing	117	500	2,174
Liasion	-	-	-
<b>Total</b>	<b>334</b>	<b>1,000</b>	<b>2,495</b>
<b>Compliance</b>			
Ranging	1,183	2,500	1,744
Ranger Training	4,804	4,500	3,862
Compliance	6,834	5,000	18,093
<b>Total</b>	<b>12,821</b>	<b>12,000</b>	<b>23,699</b>

BDO MEMBER FIRM

**Note 6 : ANALYSIS OF EXPENSES**

	<b>Actual 2018 \$</b>	<b>Budget 2018 \$</b>	<b>Actual 2017 \$</b>
<b>Licencing</b>			
Agent Servicing	246	500	513
Commission	86,660	99,629	85,980
<b>Total</b>	<b>86,906</b>	<b>100,129</b>	<b>86,493</b>
<b>Council</b>			
Council Meetings	19,911	15,000	12,947
<b>Total</b>	<b>19,911</b>	<b>15,000</b>	<b>12,947</b>
<b>Planning &amp; Reporting</b>			
Management/Strategic Planning	2,037	-	2,028
National Liaison	57	-	86
Reporting	4,018	4,000	3,991
Audit Fee	9,390	9,000	9,155
<b>Total</b>	<b>15,502</b>	<b>13,000</b>	<b>15,260</b>

**Note 7 : PERSONNEL COSTS**

Salaries and Wages	765,773	761,413	707,018
Fringe Benefit Tax	6,750	5,000	5,715
KiwiSaver contributions	23,180	-	21,616
ACC levies	1,914	2,000	1,722
<b>Total</b>	<b>797,617</b>	<b>768,413</b>	<b>736,071</b>

<b>Note 8: OTHER EXPENSES</b>	<b>Actual 2018 \$</b>	<b>Budget 2018 \$</b>	<b>Actual 2017 \$</b>
Staff Expenses	21,702	8,564	14,930
Office Premises	75,958	82,504	64,638
Office Equipment	1,540	2,500	4,263
Communications/Consumables	21,486	25,100	17,181
General Expenses	8,445	6,561	6,061
Field Equipment	2,588	3,500	1,286
Motor Vehicles	58,788	49,500	55,781
Loss on sale of disposal of assets	6,616	-	-
<b>Total</b>	<b>197,123</b>	<b>178,229</b>	<b>164,140</b>

<b>Note 9 : CASH AND CASH EQUIVALENTS</b>	<b>Actual 2018 \$</b>	<b>Actual 2017 \$</b>
Cash at bank and on hand	433,614	518,201
Term Deposits with maturities less than 3 months	-	-
<b>Total</b>	<b>433,614</b>	<b>518,201</b>

*Assets recognised in a non-exchange transaction that are subject to restrictions*

Otago Fish and Game Council holds unspent funding and or reparations received, included in the cash at bank, of \$41,989 (2017 \$128,083) that is subject to restrictions. The restrictions generally specify how the grant or reparation is required to be spent in providing specified deliverables of the grant arrangement. (see note 17)



---

**Note 10: RECEIVABLES**

<b>Actual</b>	<b>Actual</b>
<b>2018</b>	<b>2017</b>
<b>\$</b>	<b>\$</b>

---

Receivables (gross)	178,479	173,828
Less: provision for impairment		
<b>Total</b>	<b>178,479</b>	<b>173,828</b>

---

**Total Receivables comprises:**

Receivables from the sale of goods and services	178,479	173,828
Receivables from grants or donations	-	-
<b>Total</b>	<b>178,479</b>	<b>173,828</b>

---

**Note 11 : INVESTMENTS**

---

**Current portion**

Term Deposits	842,310	811,666
---------------	---------	---------

---

<b>Total current portion</b>	<b>842,310</b>	<b>811,666</b>
------------------------------	----------------	----------------

---

There is no impairment provision for investments.

**Note 12 : INVENTORIES**

---

*Held for distribution inventories*

Publications	5,737	6,455
Other	12,784	11,656
<b>Total</b>	<b>18,521</b>	<b>18,111</b>

---

**Note 13: PROPERTY PLANT & EQUIPMENT**

*Movement for each class of property, plant and equipment as follows:*

	Land	Building	Plant & Equip	Furniture	MV & Boats	Field Equip	Total
<b>Cost or Valuation</b>							
Balance At 1 Sept 2016	840,671	804,978	90,223	31,583	381,294	17,492	2,166,241
Additions	-	-	-	3,500	77,085	-	80,585
Disposals	-	-	-	-	(75,948)	-	(75,948)
Balance At 31 Aug 2017	840,671	804,978	90,223	35,083	382,431	17,492	2,170,878
Balance At 1 Sept 2017	840,671	804,978	90,223	35,083	382,431	17,492	2,170,878
Additions	-	7,107	5,371	-	83,541	6,938	102,957
Disposals	-	(16,970)	(4,100)	(2,048)	(114,247)	(470)	(137,835)
Balance At 31 Aug 2018	840,671	795,115	91,494	33,035	351,725	23,960	2,136,000
<b>Accumulated Depreciation and Impairment losses</b>							
Balance at 1 Sept 2016	-	373,174	72,142	29,317	213,238	7,856	695,727
Depreciation Expense	-	21,769	6,974	640	46,872	1,927	78,182
Eliminate on Disposal	-	-	-	-	(46,933)	-	(46,933)
Balance At 31 Aug 2017	-	394,943	79,116	29,957	213,177	9,783	726,976
Balance at 1 Sept 2017	-	394,943	79,116	29,957	213,177	9,783	726,976
Depreciation Expense	-	20,796	4,545	768	43,439	2,952	72,500
Eliminate on Disposal	-	(2,099)	(4,033)	(2,035)	(67,823)	(458)	(76,448)
Balance At 31 Aug 2018	-	413,640	79,628	28,690	188,793	12,277	723,028
<b>Carrying Amounts</b>							
At 31 Aug & 1 Sept 2017	840,671	410,035	11,107	5,126	169,254	7,709	1,443,902
At 31 Aug 2018	840,671	381,475	11,866	4,345	162,932	11,683	1,412,972

**Note 14 : FUNDS HELD IN TRUST**

	Actual 2018 \$	Actual 2017 \$
<b><i>Funds held in Trust - Anderson Lloyd</i></b>		
Opening Balance	77,745	76,110
Plus Interest	1,645	1,768
Less Commission	(123)	(133)
Less payment on DOC's behalf for reserve works	(8,221)	-
<b>Closing balance</b>	<b>71,046</b>	<b>77,745</b>
Current		
Non Current	71,046	77,745
<b>Total</b>	<b>71,046</b>	<b>77,745</b>

*Wetland Development Trust*

Under an agreement with the Department of Conservation (DOC) half of the proceeds from the sale of the property located at 98 Mc Bride St, Frankton, have been committed to wetland development in the interests of both the Otago Fish and Game Council and DOC. Funds held at 31 August 2018 were \$71,046 (2017: \$77,745).

**Note 15: PAYABLES**

<b><i>Payables under exchange transactions</i></b>		
Creditors	87,589	92,066
Accrued Expenses	15,078	14,698
Income in Advance	202,688	191,877
<b>Total payables under exchange transactions</b>	<b>305,355</b>	<b>298,641</b>
<b><i>Payables under non-exchange transactions</i></b>		
Taxes payable (PAYE)	3,792	3,418
<b>Total payables under non-exchange transactions</b>	<b>3,792</b>	<b>3,418</b>
<b>Total</b>	<b>309,147</b>	<b>302,059</b>

**Note 16: EMPLOYEE ENTITLEMENTS**

Accrued salaries and wages	9,826	8,053
Annual Leave	31,380	43,091
<b>Total</b>	<b>41,206</b>	<b>51,144</b>

# Otago Fish and Game Council

## Notes to the Performance Report

For the year ended  
31 August 2018

Note 17: EQUITY	Actual 2018 \$	Actual 2017 \$
<b>Accumulated Funds</b>		
Balance as at 1 September	2,473,216	2,457,665
Surplus/(Deficit)	(85,333)	137,509
Transfer to Reserves	(370,558)	(121,958)
<b>Balance at 31 August</b>	<b>2,017,325</b>	<b>2,473,216</b>
<b>Dedicated Reserves</b>		
<b>Resident Levy Reserve (ex Back Country Management)</b>		
Balance as at 1 September	70,468	38,585
Transfer to Accumulated Funds	(8,790)	(10,150)
Transfer from Accumulated Funds	43,617	42,033
<b>Balance at 31 August</b>	<b>105,295</b>	<b>70,468</b>
<b>Habitat Enhancement and Research Reserve (ex Reparation Fund)</b>		
Balance as at 1 September	43,333	62,448
Transfer to Accumulated Funds	(9,644)	(31,665)
Transfer from Accumulated Funds	8,300	12,550
<b>Balance at 31 August</b>	<b>41,989</b>	<b>43,333</b>
<b>Lindis and Mining Privileges Reserve</b>		
Balance as at 1 September	-	-
Transfer to Accumulated Funds	(64,158)	-
Transfer from Accumulated Funds	180,000	-
<b>Balance at 31 August</b>	<b>115,842</b>	<b>-</b>
<b>Historical Reserve</b>		
Balance as at 1 September	-	-
Transfer to Accumulated Funds	-	-
Transfer from Accumulated Funds	179,968	-
<b>Balance at 31 August</b>	<b>179,968</b>	<b>-</b>
<b>Asset Replacement Reserve</b>		
Balance as at 1 September	94,908	-
Transfer to Accumulated Funds	(20,082)	(31,455)
Transfer from Accumulated Funds	-	126,363
<b>Balance at 31 August</b>	<b>74,826</b>	<b>94,908</b>

**Restricted Reserves****Bullock Creek Project**

Balance as at 1 September	5,770	-
Donations	-	11,530
Transfer to Accumulated Funds	(73,967)	-
Transfer from Accumulated Funds	72,780	(5,760)
<b>Balance at 31 August</b>	<b>4,583</b>	<b>5,770</b>

**Wetland Development Trust Funds Held by Anderson Lloyd Lawyers**

Balance as at 1 September	77,745	-
Gross Interest	1,645	-
Commission	(123)	-
Expenses for Period	(8,221)	-
<b>Balance at 31 August</b>	<b>71,046</b>	<b>-</b>

**Takitakitoa Project**

Balance as at 1 September	8,512	-
Donations	1,500	15,000
Used	(10,012)	(6,488)
<b>Balance at 31 August</b>	<b>-</b>	<b>8,512</b>

<b>Total Equity as at 31 August</b>	<b>2,610,874</b>	<b>2,696,207</b>
-------------------------------------	------------------	------------------

---

**Note 18: COMMITMENTS**

	2018	2017
	\$	\$
<b>Commitment to:</b>		
<b>Non-Current</b>		
Lease Cromwell	-	35,000
One Call	-	-
<b>Current</b>		
Lease Cromwell	35,500	35,000
One Call	-	-

The Council has approved habitat enhancement grants which have yet to be drawn on because development works have not yet been completed. The total commitment outstanding is \$22,150 (2017: \$22,150)

**Note 19: CONTINGENCIES**

The Council is engaged in two Resource Management Act cases which are before the Environment Court. Both relate to the setting of environmental flows in Central Otago Rivers, namely the Lindis River and the Kyeburn. The Kyeburn case has been largely resolved by negotiation without going to hearing but has not yet been signed off. The Lindis River case is scheduled to go to a hearing in November 2018, the cost to completion of proceedings is estimated to be between \$200,000-\$300,000. (2017:\$200,000-\$300,000)

**Note 20: RELATED PARTY TRANSACTIONS**

During the year the Council was reimbursed by the New Zealand Fish and Game Council for certain travel and legal costs.

At balance date the Council is owed \$1,283 (2017: \$14,262).

NZ Fish and Game reimbursed \$63,515 in RMA Costs (2017: \$107,090).

During the year levies of \$918,122 (2017: \$839,736) were paid to the New Zealand Fish and Game Council.

As at balance date \$Nil (2017: \$23,059) was due by the Council to the New Zealand Fish and Game Council.

Otago Fish & Game Councillors, Rick Boyd, Ian Cole and John Jillett also hold positions on the board of the Clutha Fisheries Trust. The meetings were also attended by Niall Watson while he was Chief Executive.

Otago Fish and Game paid rent of \$35,499 (2017: \$29,875) to Clutha Fisheries Trust for office and storage premises in Cromwell.

The Clutha Fisheries Trust reimbursed Otago Fish and Game \$13,598 (2017: \$25,753) for rent, associated property costs and RMA.

The nature of the relationship between Otago Fish and Game and Clutha Fisheries Trust relates to the tenancy of property only. Otago Fish and Game rents at market value a building from Clutha Fisheries Trust. Clutha Fisheries Trust rents back one room and pays market rent accordingly.

Niall Watson (former Chief Executive) executed an option to purchase the Skoda owned by Otago Fish & Game. A value based on general market value was agreed by both parties.

**Note 21: KEY MANAGEMENT PERSONNEL REMUNERATION**

The Council classifies its key management personnel into one of three classes:

- Members of the governing body
- Senior executive officers, responsible for reporting to the governing body
- Chief operating officers, responsible for the operation of the Council's operating segments, and reporting to the Senior executive officers.

Members of the governing body are not paid any remuneration.

The Chief executive officer is employed as an employee of the Council, on normal employment terms. The CEO position changed part way through 2018.

The aggregate level of remuneration paid and number of persons (measured in 'people' for Members of the governing body, and 'full-time-equivalents' (FTE's) for the Chief executive officer in each class of key management personnel is presented below:

	2018		2017	
	Remuneration \$'000	Number of	Remuneration \$'000	Number of
Members of the governing body	-	14 People	-	14 People
Chief executive officer 1 (Full year)	183		183	
Chief executive officer 2 (4 Months)	120	1.3 FTE	-	1 FTE's
	<u>303</u>		<u>183</u>	

**EDDO**  
 EDWARDS DOUGLASS  
 ACCOUNTANTS  
 100 INVESTOR CIRCLE

**Note 22 : EVENTS AFTER THE BALANCE DATE**

There have been no significant events after the balance date. (2017: nil)

**Note 23: EXPLANATION OF MAJOR VARIANCE AGAINST BUDGET**

Explanations of major variance from budgeted figures are as follows.

**Statement of comprehensive revenue and expense**

Habitat Protection actual costs are significantly up against the budget because of extra RMA processing (Lindis and Kyeburn) and wetland reserves works and management (Bullock Wetland Development).

Staff expenses and council costs were high due to a mid-year change in Chief Executive. Additional meeting costs were also incurred as a result of that change.

Due to staff being near fully engaged in RMA processes, species management was underspent.

Salary and wages were up as the prior Chief Executive was contracted on for a further period to assist with case coordination for the RMA Minimum Flows and Deemed permit renewal processes.

**Statement of Cashflows**

There are no major variances in the classes of the Statement of Cashflows.



**Note 24: ALLOCATION OF OVERHEADS TO OUTPUT AREAS FOR 2018**

In the Statement of service performance, overheads are allocated across the 8 Output areas based on the hours worked within those Outputs over the year. Below is the calculation for distributing the overheads across the output area.

**ACTUAL 2018**

<b>Output Area</b>	<b>Actual Direct \$</b>	<b>Actual Hours</b>	<b>Allocation of Overheads</b>	<b>Total Costs per Output</b>
Species management	18,697	2,154	174,498	193,195
Habitat protection & management	236,588	5,104	413,481	650,069
Angler & hunter participation	24,462	1,625	131,643	156,105
Public interface	334	1,551	125,648	125,982
Compliance	12,821	917	74,287	87,108
Licensing	86,906	324	26,248	113,154
Council	19,911	493	39,938	59,849
Planning & reporting	15,502	1,006	81,497	96,999
<b>Totals</b>	<b>415,221</b>	<b>13,174</b>	<b>1,067,240</b>	<b>1,482,462</b>

**Actual Overheads**

Personnel Costs	797,617
Depreciation	72,500
Other expenses	197,123
<b>Total Overheads to Allocate</b>	<b>1,067,240</b>

**BUDGET 2018**

<b>Output Area</b>	<b>Budget Direct \$</b>	<b>Budget Hours</b>	<b>Allocation of Overheads</b>	<b>Total Costs per Output</b>
Species management	25,000	2,684	194,622	219,622
Habitat protection & management	8,000	2,980	216,085	224,085
Angler & Hunter participation	16,500	1,803	130,739	147,239
Public interface	1,000	2,418	175,334	176,334
Compliance	12,000	1,350	97,891	109,891
Licensing	100,129	600	43,507	143,636
Council	15,000	450	32,630	47,630
Planning & reporting	13,000	770	55,834	68,834
<b>Totals</b>	<b>190,629</b>	<b>13,055</b>	<b>946,642</b>	<b>1,137,271</b>

**Budget Overheads**

Personnel Costs	768,413
Depreciation	-
Other Expenses	178,229
<b>Total Overheads to Allocate</b>	<b>946,642</b>

**STATEMENT OF OBJECTIVES & SERVICE PERFORMANCE FOR THE YEAR ENDED 31 AUGUST 2018**

The activities of Otago Fish and Game Council are planned under eight output areas detailed in the annual Operational Work Plan. This Statement of Objectives & Service Performance compares the actual results against the stated performance measures from the plan. For the purposes of this statement the overhead expenses detailed in the Statement of Financial Performance have been allocated to each output area on the basis of the proportion of staff time directly expended in each area. Levies have not been included in the overhead expenses total.

<b>Summary Budget and Actual Expenditure for Each Output Area</b>		
<b>OUTPUT AREA</b>	<b>BUDGET</b>	<b>ACTUAL</b>
Species Management	\$ 219,622	\$ 193,195
Habitat Protection	\$ 224,085	\$ 650,069
User Participation	\$ 147,239	\$ 156,105
Public Interface	\$ 176,334	\$ 125,982
Compliance	\$ 109,891	\$ 87,108
Licensing	\$ 143,636	\$ 113,154
Council	\$ 47,630	\$ 59,849
Planning & Reporting	\$ 68,834	\$ 96,999
<b>Total</b>	<b>\$1,137,271</b>	<b>\$1,482,462</b>

<b>OUTPUT AREA 1 - SPORTS FISH AND GAME BIRD MANAGEMENT</b>		
<b>1110 Population Monitoring Objective:</b>	<b>Outcome:</b>	<b>Actual Result</b>
Monitor regional fish and game populations to ensure sustainable population trends	Fish and gamebird populations are maintained or enhanced	
<b>Task and Performance Measure</b>		
Project 1111 Complete and report on January waterfowl trend counts.  Monitor mallards in South and West Otago and make recommendations on an improved monitoring regime in the light of results  Complete and report on pukeko and shoveler monitoring.		<ul style="list-style-type: none"> <li>• Trend counts for Paradise shelduck completed as planned and reported in February</li> <li>• Mallard monitoring survey was completed and reported to Council in June 2018. Lower than usual mallard numbers were reported but it was noted that surveying was undertaken during flood conditions</li> </ul>



	<p><u>Report to Council in February, June and August 2018.</u></p>
	<ul style="list-style-type: none"> <li>• Pukeko and Shoveller counts were completed in August 2018 and added to the database. Trend count results for both species were reported to the October 2018 meeting. Results indicate no change to current season restrictions is required.</li> </ul>

**Table 1. WATERFOWL TREND COUNTS 2005 to 2018**

SPECIES	2018	2017	2016	2015	2014	2013	2012	2011	2010	2009	2008	2007	2006	2005
Black Swan:	3404	2644	2798	3179	2284	1507	2355	3290	2577	1697	2568	2988	1768	2538
Paradise Shelduck	19636	18753	16627	14320	18209	16431	17773	18067	17481	16205	15707	16313	15948	17504
Shoveler Duck	935	2417	1091	1696	1032	1497	897	1193	929	1019	951	1466	1323	1462

	Task and Performance Measure	Actual Result
<b>Project 1112</b>	<p>Monitor spawning in:</p> <ul style="list-style-type: none"> <li>• Luggate Creek,</li> <li>• Lakes landlocked salmon spawning</li> <li>• Leith Stream and Lindsays Creek</li> <li>• Benger Burn</li> <li>• Cardrona River (Rainbows)</li> </ul> <p>Report on previous seasons surveys completed by August 2018</p>	<ul style="list-style-type: none"> <li>• Spawning survey were completed as planned on Leith Stream, Lindsays Creek, Cardrona River, as well as Silver Stream. Luggate stream was considered a low priority and not completed.</li> <li>• Lakes landlocked salmon spawning inspections were undertaken in the Makarora, Wilkin and Hunter valley tributaries .</li> </ul> <p>The Bengerburn was inspected but flows were too high to survey.</p>
<b>Project 1113</b>	<p>Monitor Fisheries:</p> <ul style="list-style-type: none"> <li>• Manuherikia catchment.</li> <li>• Review status of Upper Clutha</li> <li>• Review status of Lowland Fisheries in South and West Otago</li> <li>• Pig Burn flow assessments.</li> </ul>	<ul style="list-style-type: none"> <li>• A report detailing flows and sportfish habitat was presented to Council in August 2018.</li> <li>• An interim report on the status of the upper Clutha Fishery was presented to Council in August 2018. The full report is</li> </ul>

	<u>Reports to Council completed by August 2018</u>	<p>expected to be completed (with updated field survey data) by August 2019</p> <ul style="list-style-type: none"> <li>• The review of lowland fisheries report was put on hold until water quality results from state of environment monitoring in the area were published.</li> </ul>
<b>Project 1114</b>	<p>Monitor Fish, Game, and Social Science research needs and draft submissions and applications for funding to the research committee as required.</p> <p><u>Responses on research needs completed by November 2017 where required</u></p>	<ul style="list-style-type: none"> <li>• No submissions were made on research during the year.</li> </ul>
<b>Project 1115</b>	<p>Review and update fisheries SOPs for Fish and Game Councils</p> <p>Support University research projects where there is mutual benefit.</p> <p>Promote University research on effect of paradise ducks on critical period mallard broods and seek research fund support</p> <p><u>Research supported as required. Report to Council by June 2018</u></p>	<ul style="list-style-type: none"> <li>• SOP development stalled due to a lack of support from other key staff. This was reported to the August 2018 Council meeting along with potential improvements to the project.</li> <li>• A Masters student undertaking research on the impact of landuse on catchment fisheries (Pomahaka) was supported through to completion.</li> <li>• A research proposal on the impact of paradise shelduck on mallards was put to the university but they were unable to find a suitable student to undertake the research.</li> </ul>

<p><b>1120 Harvest Assessment Objective:</b> Monitor fish and game harvest and hunter and angler success</p>	<p><b>Outcome:</b> Current knowledge on angler and hunter success and satisfaction maintained.</p>
<p><b>Project 1121</b></p>	<p><b>Task and Performance Measure</b> Conduct game bird harvest survey during 2018 season to assess harvest of both waterfowl and upland game. <u>2018 survey implemented and results forwarded for analysis by 31 August 2018.</u> <u>Results of 2017 survey reported to Council by November 2017.</u></p>
<p><b>Project 1122</b></p>	<p>Conduct creel surveys on waters at a frequency of at least 2/month or at times of peak use – Lakes Wanaka and Hawea Wakatipu (peak use), Roxburgh Dam (Salmon February/March/April) <u>Results reported to Council by August 2017.</u></p>
<p><b>Actual Result</b></p>	<ul style="list-style-type: none"> <li>• 2018 survey implemented and results forwarded for analysis by 31 August 2018.</li> <li>• Results of 2017 harvest survey were reported to Council in February 2018.</li> <li>• Roxburgh Dam salmon harvest surveys were completed as planned but so few salmon anglers were encountered (as a result of poor searun returns) that a report was not worthwhile. 8 visits were made to the site and no anglers were interviewed.</li> <li>• Peak use creel surveys were undertaken on Wanaka, Hawea and Wakatipu and the results have been entered into the database. 16 anglers were interviewed Lake Dunstan, 55 on Hawea, 117 on Wanaka and 44 on Lake Wakatipu.</li> <li>• Reporting was delayed due to other staff commitments but is expected November 2018</li> </ul>

<p><b>1140 Hatchery Operations and Fish Transfers Objective:</b> Maintain trout supply to put-and-take fisheries</p>	<p><b>Outcome:</b> Put and take fishing opportunities created and utilized by anglers</p>
<p><b>Project 1131</b></p>	<p><b>Task and Performance Measure</b> Salvage trout and salmon in Otago waters where practical and desirable to do so and relocate to put-and-take fisheries. Quartz Creek salvage <u>Task completed and reported to Council by August 2018</u></p>
<p><b>Actual Result</b></p>	<ul style="list-style-type: none"> <li>• Around 250 trout were salvaged from Quartz Creek and put into Lake Wanaka in early November 2017. This was reported to the November 2017 Council meeting.</li> </ul>




<b>Project 1141</b>	Manage Macraes Trout Hatchery and maintain oversight over rearing of 8000 trout to supply put-and-take fisheries. <u>Trout stocks reared as planned.</u>	<ul style="list-style-type: none"> <li>• Trout rearing at Macraes hatchery produced trout for release during the year.</li> <li>• At year end there were 8000 yearlings and 1500 two year olds rainbow trout at the hatchery.</li> </ul>
<b>Project 1161</b>	Maintain put-and-take fisheries in small waters lacking natural spawning facilities by fish releases in accordance with restocking schedule. <u>Restocking completed by August 2018.</u>	<ul style="list-style-type: none"> <li>• Put and take fisheries were restocked in line with the schedule with the release of 5,500 yearlings, 110 1+ fish and 960 2+ fish. (Table 2, below).</li> </ul>
<b>1.170 Regulations Objective:</b> Set hunting and fishing conditions annually.		
<b>Project 1171</b>	<b>Task and Performance Measure</b> Recommend 2018 draft Game Gazette to Council by November 2018 and forward draft Game Gazette after consultation with Southland and CSI Councils to align regulations (amended in the light of trend counts if required) to NZFGC by 31 January 2018 for Minister's Approval. <u>Report to Council by November 2017 and forward recommendations to NZFGC by 31 January 2018</u>	<b>Outcome:</b> Angling and hunting conditions reflect current management needs and user aspirations  <b>Actual Result</b> <ul style="list-style-type: none"> <li>• The draft game gazette was confirmed by Council at its November 2017 meeting and forwarded to the NZC immediately following the February 2018 Council meeting.</li> </ul>
<b>Project 1172</b>	Review and report on Anglers Notice in line with process adopted 1.1.2.17 Recommend draft AN to Council by April 2018 and forward to NZFGC by 1 July 2018 for Minister's approval. <u>Report to Council on Management Review and Issues and Options by October 2017</u> <u>Report to Council on final AN recommendations in April 2018 and forward to NZFGC by July 2018</u>	<ul style="list-style-type: none"> <li>• Reporting on Anglers Notice issues and options was made to Council in October 2018 and was followed by broad public and licence holder consultation on proposed changes.</li> <li>• Reports with preliminary and final recommendations were made to the April and June 2018 Council meetings.</li> <li>• Final draft of the Anglers notice was forwarded to NZC by July 2018</li> </ul>



**Table 2. FISH RELEASES 2017/18**

Date	Location	Number	Age	Weight
1/09/2017	Southern Res	120	2yrs	1kg +
4/09/2017	Sullivans Dam	60	2yrs	1kg +
5/09/2017	Tomahawk Lagoon	60	2yrs	1kg +
11/09/2017	Southern Res	120	2yrs	1kg +
12/09/2017	Southern Res	120	2yrs	1kg +
15/09/2017	Coalpit Dam	300	1yrs	100g+
25/09/2017	Southern Res	120	2yrs	1kg +
26/09/2017	Southern Res	120	2yrs	1kg +
27/09/2017	Southern Res	120	2yrs	1kg +
2/10/2017	Mathias Dam	200	1yrs	80 - 100g
13/10/2017	Butchers Dam	500	1yrs	80 - 100g
16/10/2017	Hamiltons Dam	200	1yrs	80 - 100g
17/10/2017	Pinders Pond	100	1yrs	80 - 100g
17/10/2017	Perkins Pond	200	1yrs	80 - 100g
18/10/2017	Moke Lake	500	1yrs	80 - 100g
19/10/2017	Lower Manorburn Dam	500	1yrs	80 - 100g
20/10/2017	Lake Johnson	500	1yrs	80 - 100g
24/10/2017	Blakleys Dam	500	1yrs	80 - 100g
24/10/2017	Rutherford's Dam	500	1yrs	80 - 100g
25/10/2017	McAtamneys Head pond	500	1yrs	80 - 100g
30/10/2017	Nenthorne Dam	500	1yrs	80 - 100g
3/11/2017	Butchers Dam	500	1yrs	80 - 100g
20/11/2017	Lake Tewa	60	2yrs	1kg - 1.5kg
21/11/2017	Lake Tewa	60	2yrs	1kg - 1.5kg
30/11/2017	Earnsleaugh Pond	60	1.5 - 2yrs	200g - 1.2kg
4/12/2017	Earnsleaugh Pond	50	1.5 - 2yrs	200g - 1.2kg
8/12/2017	Earnsleaugh Pond	50	1.5 - 2yrs	200g - 1.2kg



<b>1180 Gamebird Management and Control Objective:</b> Minimise conflict between gamebirds and agriculture.		<b>Outcome:</b> Game bird impacts on other resources minimised
<b>Project 1181</b>	<b>Task and Performance Measure</b> Respond to complaints about game birds on crops and follow up promptly where necessary and report to project manager. Maintain file on permits to disturb and game bird complaints and report to Council annually.  <u>Respond to complaints within 48 hours and follow up within 5 days. Report to Dunedin office within one month.</u>  <u>Report to Council on permits issued for the year to 31 August by 30 September 2018.</u>	<b>Actual Result</b> <ul style="list-style-type: none"> <li>• 2 authorities to disturb gamebirds were issued (Paradise shelduck on pasture near Cromwell and at Blueskin bay).</li> <li>• 1 authority issued to destroy gamebirds (Mallards) causing ongoing problems at a commercial baking premises</li> <li>• Complaints were handled within time limits.</li> <li>• A report was made to Council for its August 2018 meeting.</li> </ul>
	Budget \$219,622	Actual \$193,195

<b>OUTPUT 2 - HABITAT PROTECTION AND MANAGEMENT</b>		
<b>1210 Resource Management Act and Planning Objective:</b> Advocate fish and game habitat protection through resource consent and planning processes so that relevant law, policies and plans reflect OFGC input.		<b>Outcome:</b> Fish and game habitats restored, maintained and protected
<b>Project 1211</b>	<b>Task and Performance Measure</b> Screen resource consent and other statutory processes and make submissions where necessary.  <u>Develop cases and make submissions within deadlines. Report on resource consent screening statistics in November 2017 for 2016/17 year.</u>  Manage Lower Clutha mitigation package and manage implementation in conjunction with Contact Energy.	<b>Actual Result</b> <ul style="list-style-type: none"> <li>• ORC resource consents were screened throughout the year totalled 74 and affected party approvals were made on 61 resource consents, including 6 deemed permit applications, some of which involved multiple deemed permits. 10 applications continue to be processed and Fish and Game was removed as an affected party in 1 instance.</li> </ul>



Report on progress August 2018.

Press for improvement to Contact Energy's lower Clutha mitigation package in line with consent conditions in order to achieve target salmon run of 5000 fish and tangible habitat enhancement gains. Mitigation to include consideration of local salmon hatchery option

Report to Council by February 2018

Affected party approval was not provided for 2 limited notified consent, which were put on hold before hearing proceedings in order for affected parties to negotiate outcomes with applications.

13 QLDC consent applications were screened, with written approval provide for 12. A submission was lodged for a Kawarau Jet Holdings application.

1 CODC consent application was received and written approval provided.

- A court appeal was lodged on Kye Burn catchment application to take water for irrigation in replacement of mining privileges. The case was settled through mediation with a residual flow of 200L/s being agreed as well as conditions on fish screens and legal descriptions of where the consents will be used. Fish and Game will continue a working relationship with the catchment group, DoC and Aukaha through a Fisheries Management Plan.

- Staff have been involved in the preliminary stages of deemed permit replacements through catchment groups meetings with mining privilege holders

- Continuing discussions have been held with Contact Energy on alternatives to salmon releases in particular a Clutha based salmon hatchery option. A Cawthron report on the potential of a hatchery as an option was provided in May 2018.

- Meetings were held with Contact Energy Ltd to review and advance the Lower Clutha River mitigation programme during the year and a programme of activities was completed



<p><b>Project 1212</b></p>	<p>Make submissions on fish and game matters including access in all relevant planning processes including ORC Annual Plan.</p> <p><u>Submissions made on planning matters in a timely manner and previous year's activities reported on in the 2016/17 annual report.</u></p> <p>Make submissions on minimum flow and residual flow proposals for Otago Rivers as required: Arrow; Lindis; Cardrona; Kye Burn; Bengier Burn; Tuapeka; Manuherikia; Upper Clutha; Plan Change 1D.</p> <p><u>Minimum and residual flows reflect Fish and Game input</u></p> <p>Liaise with ORC and other parties over implementation of Plan Changes 6A and 1C implementation</p> <p><u>Liaison maintained over 6A implementation</u></p>	<ul style="list-style-type: none"> <li>• Written submission were made on Otago Regional Council's Long Term Plan and Biodiversity Strategy. To highlight of poor consultation with Fish and Game on the latter, staff also addressed the ORC Policy Committee.</li> <li>Submissions were made the long term plans for the CDC, CODC and QLDC. For the latter two staff also attended hearings.</li> <li>• Staff have been involved in formal and informal consultations on minimum flows on the Arrow, Manuherikia, Cardrona and residual flows plan changes. Staff addressed the ORC Policy Committee regarding these plan changes on one occasion.</li> <li>• Fish and Game and Fed Farmers jointly requested stakeholder consultation groups be held in regard to Plan Change 6A implementation; however the ORC has yet to formally respond. These were an agreed outcome from mediation but have not been held by the ORC recently. The ORC is developing an implementation plan, which will soon be open for feedback.</li> <li>• The ORC decision on plan change 5A (Lindis catchment integrated management) set a minimum flow of 900 litres/second (about 50% of MALF) but was appealed to the Environment Court by irrigators. The matter was referred to mediation but has still not been resolved and will be heard by the Environment Court in November 2018. The Lindis Catchment Group has additionally submitted an application to renew deemed permits and water rights, which will be heard jointly with the plan change. Fish and Game provided a submission on this application.</li> </ul>
----------------------------	--	---




<b>Project 1213</b>	<p>Achieve high level of public understanding and support for reasonable minimum flow plan changes via communications strategy</p> <p><u>Communications strategy implemented during year</u></p>	<ul style="list-style-type: none"> <li>Limited coverage of Kye Burn issues because of the confidential nature of Environment Court mediation</li> <li>Media articles (15 Nov 2017) covered the Lindis situation</li> <li>Material was posted on the website related to Mining Privileges <a href="https://fishandgame.org.nz/otago/environment/protecting/mining-rights-and-river-flows/">https://fishandgame.org.nz/otago/environment/protecting/mining-rights-and-river-flows/</a></li> </ul>
---------------------	--	---

<p><b>1220 Works and Management Objective</b> Effectively manage wildlife management reserve and F&amp;G wetland reserves.</p>	<p><b>Outcome:</b> Wildlife and Wetland Reserves game habitat values maintained and enhanced</p>	<p><b>Actual Result</b></p> <ul style="list-style-type: none"> <li>Planting and monitoring programmes were completed for the year at Takitakitoa with the support of a \$1500 grant received from Ricoh.</li> <li>A report and HEF fund application was provided to the October 2017 Council meeting. Staff and financial support was also provided for the construction of a boardwalk through the wetland. This was opened to the public on 11<sup>th</sup> September 2018. Further clearing and planting has been undertaken on the site by community groups.</li> <li>Pisa wetland land covenant is in the process of being finalized so no work undertaken 2017/18 year.</li> <li>Due to staff priorities elsewhere, roads and wetland management options for upper Taieri Wetlands were not</li> </ul>
<p><b>Task and Performance Measure</b></p> <p><b>Project 1221</b></p> <p>Implement scheduled works on reserves as required within budget.</p> <p>Complete Takitakitoa Wetland restoration.</p> <p>Continue staged restoration of Bullock Creek wetland</p> <p>Monitor and report on Pisa Wetland</p> <p>Scope wetland management and enhancement options on protected upper Taieri wetland areas</p> <p>Seek management responses from ORC and CODC (roads) on management issues in the upper Taieri</p> <p><u>Works completed during year within budget and reported in the annual report, and at least one funding application lodged with GBHT by June 2018.</u></p>		



		<p>completed. Negotiation with one landowner regarding outright purchase of a wetland began in July 2018 and continues.</p> <ul style="list-style-type: none"> <li>• No GBHT grant lodged during year</li> <li>• Unbudgeted, but necessary, plant pest control in Takitaitoa, Toko and Waitapeka Wetlands was undertaken to take advantage of an aerial operator in the area. The outcome was reported to the April 2018 Council meeting</li> </ul>
--	--	---

<p><b>1230 Assisted Habitat Objective:</b> Promote habitat protection, creation and/or enhancement on land other than Council land with the aim of increasing recreational opportunity.</p>	<p><b>Outcome:</b> Fish and game habitats maintained and enhanced.</p>	
	<p><b>Task and Performance Measure</b></p>	<p><b>Actual Result</b></p>
<p><b>Project 1231</b></p>	<p>Make input into ORC river works programmes and gravel extraction as required.</p>	<ul style="list-style-type: none"> <li>• Staff liaised with ORC over their annual willow removal programme.</li> </ul>
<p><b>Project 1232</b></p>	<p><u>River works programmes reflect Council input.</u> Provide prompt advice on wetland creation or enhancement as required. Implement Habitat Enhancement Fund (HEF) programme and establish rolling review of development completed. <u>Technical advice given promptly where requested and habitat works funded in deserving cases by way of applications to HEF.</u> Review and identify sites for larger scale wetland enhancement projects <u>Report to Council by February 2018.</u></p>	<ul style="list-style-type: none"> <li>• Reports on applications were made to Council in October 2017 (2), April 2018 (3)</li> <li>• 5 grant applications were received and 5 were approved totaling \$,12000 during the year for wetland development and waterway enhancement projects.</li> <li>• A report on previously funded works was provided to the June 2018 meeting</li> <li>• A review of large scale wetland developments was not completed due to staff commitments elsewhere</li> </ul>
	<p>Budget \$224,085</p>	<p>Actual \$650,069</p>



OUTPUT 3 - USER PARTICIPATION	
1310 Access Objective: Maintain and improve access for anglers and hunters to Otago's fish and game resources.	Outcome: Access to angling and hunting opportunities maintained and improved.
Task and Performance Measure	Actual Result
<p><b>Project 1311</b></p> <p>Respond to access issues as they arise, with focus on Wanaka foreshore at Mt Burke and Hunter Valley.</p> <p>Liaise with Walking Access Commission</p> <p><u>Investigate and report on access issues as they arise and report on results for previous year in 2017/18 annual report.</u></p> <p><u>Report to Council in February 2018</u></p>	<ul style="list-style-type: none"> <li>• Staff liaised with Commissioner of Crown lands over Hunter River access.</li> <li>• Liaison was maintained with WAC. In addition, the WAC agreed to part fund (\$1000) the easement beneath the new boardwalk through F&amp;G land at Wanaka Hatchery Springs.</li> <li>• No reports were made to Council</li> </ul>
<p><b>Project 1312</b></p> <p>Survey existing signs and repair or replace as required. Install signage as required.</p> <p><u>Signage upgraded as time and resources permit.</u></p> <p><u>Report to Council on status of signage by August 2018</u></p>	<ul style="list-style-type: none"> <li>• The following signs were installed or replaced:               <ul style="list-style-type: none"> <li>4x Angler access (Taieri River) Herley property</li> <li>1x Falls Dam angler information (replacement)</li> <li>4x Pomahaka River angler information signs</li> <li>3x Information panels for Bullock Creek wetland</li> <li>5x Angler information signs for Lake Onslow</li> <li>1x Angler information – Von River (replacement)</li> </ul> </li> <li>• No report was made to Council.</li> </ul>
<p><b>Project 1313</b></p> <p>Identify significant gaps in public access to Otago waterways</p> <p>Report to Council in April 2018</p>	<ul style="list-style-type: none"> <li>• There was no action on this project because of work pressure in other areas</li> </ul>

<b>1320 Satisfaction Surveys Objective:</b> Manage fisheries for angler satisfaction.		<b>Outcome:</b> Angler satisfaction monitored and maintained
<b>Project 1321</b>	<p><b>Task and Performance Measure</b></p> <p>Backcountry fishery management regime implemented for season. Controlled fishery management regime implemented in Greenstone for season.</p> <p><u>Regime implemented as planned.</u></p> <p>Monitor angler satisfaction and seek feedback on crowding in BC fisheries and refine booking system before 2018 season. Report on potential improvements to BC fisheries regime in response to NRL revenue. Review scope of backcountry management regime in Otago and identify other waters of significance to non-resident anglers along with management implications.</p> <p><u>Monitoring report to Council by August 2018</u></p> <p>Review Upper Pomahaka fishery status</p> <p><u>Report to Council on activity by April 2018</u></p>	<p><b>Actual Result</b></p> <ul style="list-style-type: none"> <li>Regime implemented on the Greenstone, Caples, Lochy, Nevis, Hunter Young and Wilkin Rivers and the Dingleburn as planned.</li> <li>Controlled fishery management regime for the Greenstone was implemented for the season as planned</li> <li>Monitoring of backcountry angler compliance and satisfaction in the 2016/17 season was reported to Council in October 2017</li> <li>Reporting on Backcountry fishery management potential improvements to the backcountry fishery regime and scope of the regime was completed and presented to the August 2018 meeting.</li> <li>A summary report on the status of the Pomahaka River was presented to the April 2018 Council meeting.</li> </ul>

<b>1330 Newsletters and Licence Sales Promotions Objective:</b> Promote fishing and hunting licence sales through client communications and advertising.		<b>Outcome:</b> Anglers and hunters are informed on fishing and hunting opportunities.
<b>Project 1331</b>	<p><b>Task and Performance Measure</b></p> <p>Prepare 2 page pre-fish and game season magazine supplements and distribute to last year's adult and junior whole season licenceholders. Develop and maintain social media communications pathways</p>	<p><b>Actual Result</b></p> <ul style="list-style-type: none"> <li>2 page <i>Fish and Game</i> magazine game supplements were prepared and mailed out to whole season licenceholders in mid March 2018 (Game) and mid August 2018 (Fish).</li> </ul>

	Magazine supplements posted out in mid-March 2018 (Game) and mid-August 2018 (Fish).	<ul style="list-style-type: none"> <li>Two electronic newsletters were distributed to anglers (September) and gamebird hunters (April 2018). In addition, a Facebook page has been established and promoted. <a href="http://www.facebook.com/Otagofishandgame">www.facebook.com/Otagofishandgame</a></li> </ul>
<b>Project 1332</b>	Prepare copy for angling and hunting features in October/November 2017 and April 2018. Circulate to media by 1 <sup>st</sup> week October 2017 (fish) and 1 <sup>st</sup> week April 2018 (game). Liaise with Clutha Fisheries Trust over their annual insert. Fishing supplements published in October/November 2016 in local newspapers. Game supplements published April 2017 in local newspapers.	<ul style="list-style-type: none"> <li>Fish and game season features were supported with copy and published in October and December 2017 and April 2018 in local newspapers.</li> <li>CFT no longer use the feature pages to publish their annual report.</li> </ul>
<b>Project 1333</b>	Undertake marketing initiatives for Otago linked to national marketing initiatives Report to Council in August 2017	<ul style="list-style-type: none"> <li>Staff contributed to development of an R3 (recruitment, retention, reactivation) Strategy document. No reporting to Council but a presentation was given to the February 2018 planning meeting</li> </ul>
<b>Project 1333</b>	Advertise in local newspaper advertising features prior to: 2018 Game Season 2017 Angling Season 2017/18 Summer Holiday Period Copy supplied and advertisements lodged as planned	<ul style="list-style-type: none"> <li>Copy supplied and advertising lodged as planned.</li> </ul>

<b>1340 Publications and Client Support Objective:</b> Provide support publications and information for anglers, hunters, the public and licence agents.		<b>Outcome:</b> Anglers, hunters, the public and licence agents are informed on fish and game matters and public access.
<b>Task and Performance Measure</b>		<b>Actual Result</b>
<b>Project 1341</b>	Maintain stocks of angling guides in retail outlets. Distribute stocks of support publications on request.	<ul style="list-style-type: none"> <li>Stocks of publications were maintained in retail outlets and distributed to licence-holders in a timely manner.</li> </ul>

	<u>Stocks of publications are maintained and distributed to retail outlets and licenceholders in a timely manner.</u>	
<b>Project 1342</b>	Review and update pamphlet stock as needed for reprint arises including web versions. <u>Report to Council on activity by August 2017.</u>	<ul style="list-style-type: none"> <li>• There was no need to reprint pamphlets during the year and no report to Council</li> </ul>
<b>Project 1343</b>	Website information forwarded to NZC for loading or loaded directly on a bimonthly basis Make regular contributions to electronic newsletters <u>Website information forwarded to NZC or loaded directly on a bi-monthly basis.</u> <u>Articles submitted to all editions of Reel Life and Both Barrels</u>	<ul style="list-style-type: none"> <li>• Website information forwarded to NZC or loaded directly onto web site on a bi monthly basis.</li> <li>• Articles submitted to all editions of <i>Reel Life</i> and <i>Both Barrels</i></li> </ul>
<b>Project 1344</b>	Provide Visitor Information Network with up to date information on angling and hunting. Actively liaise with Visitor Information Centres. <u>Information Centre information packs updated by December 2015 where necessary.</u>	<ul style="list-style-type: none"> <li>• Visitor Information Centres provided with information updates as required by December 2017 where necessary.</li> </ul>

<b>1350 User Training Objective:</b> Encourage participation and improved angling and hunting technique.		<b>Outcome:</b> Improved angler and hunter skills and participation.
<b>Task and Performance Measure</b>		<b>Actual Result</b>
<b>Project 1351</b>	Support club youth group or agent-sponsored angling/hunting events. <u>Promotional seminars are supported during the first half of the open angling season and prior to the hunting season.</u>	<ul style="list-style-type: none"> <li>• Angling and hunting events were supported in Queenstown (2) Wanaka (1) and Dunedin (2).</li> </ul>
<b>Project 1352</b>	Build on promotional events aimed at recruitment, public awareness of issues and family participation. Hold TAKF in Alexandra (Earnsdeugh) <u>Council TAKF programmes expanded during the years and other TAKF programmes supported through grants made by March 2018</u>	<ul style="list-style-type: none"> <li>• TAKF days were organized or supported at Earnsdeugh Pond, Lake Hawea, Macraes Hatchery and Southern Reservoir (2).</li> <li>• Staff reported to Council on Southern Reservoir TAKF in November 2017 for two October 2017 events.</li> <li>• Three adult 'learn to fish' Classes were run</li> </ul>



		<ul style="list-style-type: none"> <li>• \$1521.74 was spent on loan fishing equipment to support 'Casting for Recovery' event in Wanaka.</li> </ul>
<b>Project 1353</b>	Issue group angling licences to appropriate groups on request <u>Licences issued as required and results reported in annual report.</u>	<ul style="list-style-type: none"> <li>• Group licences (39) were issued on request and results reported in the annual report.</li> </ul>
<b>Project 1354</b>	Manage novice hunter recruitment based on Fish and Game wetland reserves <u>Novice hunters access reserve hunting opportunities from 2018 season</u>	<ul style="list-style-type: none"> <li>• Junior hunters were assigned to dedicated maimais at Takitaitoa, Toko and Inch Clutha wetlands.</li> </ul>

<b>1360 Club and Guide Relations Objective:</b> Maintain liaison with rod and gun clubs and guides.		<b>Outcome:</b> Guides and Rod and Gun clubs are informed on fish and game issues.
	<b>Task and Performance Measure</b>	<b>Actual Result</b>
<b>Project 1361</b>	Liaise with rod and guns clubs and other shooting organizations and TAKF grants made within budget. <u>Adequate liaison maintained with fishing and hunting organisations during year and TAKF grants made within budget.</u>	<ul style="list-style-type: none"> <li>• TKF grants totaling \$850 were made to 3 clubs for junior angling days during the year.</li> <li>• Staff made 8 visits to 6 rod and gun clubs throughout the region during the year.</li> <li>• Clubs were kept informed of local issues by mail or email.</li> </ul>
<b>Project 1362</b>	Liaise with guides and professional guiding associations during the year. <u>Adequate liaison maintained with guides and guiding associations during year.</u> Monitor guiding concessions and make submissions where fish and game interests are affected. <u>Submissions made on DoC concessions where Fish and Game interests are affected.</u>	<ul style="list-style-type: none"> <li>• Liaison was maintained with guides and the NZPFGA with one newsletter in October 2017 and direct contact with NZPFGA executive members particularly over the guides licence.</li> </ul> <p>No submissions were required to the DoC concession applications</p>



	<p>Liaise over major fishing competitions (Dunstan, Glenorchy, Alexandra District Club, Luggate, and Hawea)</p> <p><u>Major competitions approved annually in line with policy. Adequate liaison maintained with groups or organisations running fishing competitions. Report to Council in August 2018.</u></p> <p>Monitor compliance of approved hunting preserves and review preserve season lengths.</p> <p><u>Liaison maintained with hunting preserves and annual activities reports received</u></p> <p><u>Activity for previous year reported in annual report.</u></p>	<ul style="list-style-type: none"> <li>• Liaison was maintained over major angling competitions at Hawea (2), Glenorchy, Dunstan (2) as well as several smaller club competitions including Luggate and Waipahi Gold Medal. Staff attended weigh-in's to assist with data collection.</li> <li>• A summary report on competition data was provided to the August 2018 meeting</li> <li>• Liaison with hunting preserves was discontinued due to the low level of activity.</li> </ul>
	Budget \$147,239	Actual \$156,105



OUTPUT 4 – PUBLIC INTERFACE	
<p><b>1410 Liaison Objective:</b> Maintain good working relationships with Government and non-Government agencies.</p>	<p><b>Outcome:</b> Fish and Game has good working relationships with agencies and organizations.</p>
<p><b>Project 1411</b></p> <p><b>Task and Performance Measure</b> Liaise with DOC, Otago Conservation Board, Clutha Fisheries Trust other Government agencies and local bodies over fish and game matters.</p> <p><u>Good working relationships maintained.</u></p> <p><u>Minutes and agenda's exchanged where appropriate (DOC, CFT)</u></p>	<p><b>Actual Result</b></p> <ul style="list-style-type: none"> <li>• Good working relationships were maintained with DOC, OCB, University of Otago, New Zealand Landcare Trust, Ngai Tahu, Forest and Bird, ORC, FMC, Walking Access Commission, Federated Farmers and other agencies over fish and game matters, particularly in the area of water resource planning.</li> <li>• Meeting minutes and agendas were exchanged with the OCB and sent to DOC</li> <li>• Staff attended meetings of the Waihola Waipori Wetlands Society</li> <li>• Three Clutha Fisheries Trust meetings were attended during the year and minutes and agendas were exchanged.</li> <li>• Liaison was maintained with Biosecurity NZ over didymo.</li> <li>• A draft MoU with DOC was completed during the year.</li> </ul>

<p><b>1420 Communication Objective:</b> Enquiries and complaints received and dealt with promptly</p>	<p><b>Outcome:</b> The public are informed on issues of interest to them.</p>
<p><b>Project 1421</b></p> <p><b>Task and Performance Measure</b> Respond to client and public enquiries and complaints promptly.</p> <p><u>Initial response within a week and follow up within two weeks.</u></p>	<p><b>Actual Result</b></p> <ul style="list-style-type: none"> <li>• Enquiries and complaints received responses in line with the performance measure.</li> </ul>

<p><b>1430 Advocacy Objective:</b> Raise public and MP awareness of and support over fish and game issues and contribute to tenure review process.</p>	<p><b>Outcome:</b> Public awareness raised over fish and game issues and tenure review substantive proposals reflect Fish and Game input</p>
<p><b>Project 1431</b></p> <p><b>Task and Performance Measure</b></p> <p>Make at least 40 media releases</p> <p><u>Media releases completed during year</u></p> <p>Pre season media releases prepared for local papers and circulated to other staff: Clutha Leader/Otago-Southland Farmer, Taieri Herald/ Weekender/ODT, Central Otago News/ Mirror/Wanaka Sun/Wanaka Weekly/Mountain Scene/Southland Times.</p> <p><u>Pre-season supplement copy prepared prior to fishing and game season and summer holiday season.</u></p>	<p><b>Actual Result</b></p> <ul style="list-style-type: none"> <li>• 106 news items referring to Otago Fish and Game Council appeared in regional and local newspapers during the year as a result of statements or releases by staff and Council.</li> <li>• Pre season supplement copy was prepared prior to the fishing and game seasons and summer holiday seasons and appeared in 2 supplements.</li> <li>• 1 feature article was published on water issues</li> </ul>
<p><b>Project 1432</b></p> <p>Initiate public advocacy as required in line with Council's position.</p> <p>Support national advocacy on:</p> <ul style="list-style-type: none"> <li>• Minimum flows</li> <li>• RMA amendments</li> <li>• Non-point source pollution</li> </ul> <p>Maintain contact with local MPs with written communications and meetings.</p> <p><u>Effective advocacy initiated as required.</u></p> <p><u>MPs kept informed of local issues</u></p>	<ul style="list-style-type: none"> <li>• Advocacy was initiated over issues including minimum flows, land use impacts, RMA amendments and the transition from mining privileges.</li> <li>• A meeting was held with one local MP.</li> <li>• Meetings were held with Otago Regional Council, and senior regional council staff over affected party status, sediment discharges to streams, minimum and residual flows and 6A implementation</li> <li>• A water users group has been formed in the Manuhierikia to assist with advocacy.</li> </ul>

<p><b>1430 Advocacy Objective:</b> Raise public and MP awareness of and support over fish and game issues and contribute to tenure review process.</p>		<p><b>Outcome:</b> Public awareness raised over fish and game issues and tenure review substantive proposals reflect Fish and Game input</p>
<p><b>Task and Performance Measure</b></p>		<p><b>Actual Result</b></p>
<p><b>Project 1431</b></p>	<p>Make at least 40 media releases</p> <p><u>Media releases completed during year</u></p> <p>Pre season media releases prepared for local papers and circulated to other staff: Clutha Leader/Otago-Southland Farmer, Taieri Herald/Weekender/ODT, Central Otago News/ Mirror/Wanaka Sun/Wanaka Weekly/Mountain Scene/Southland Times.</p> <p><u>Pre-season supplement copy prepared prior to fishing and game season and summer holiday season.</u></p>	<ul style="list-style-type: none"> <li>• 106 news items referring to Otago Fish and Game Council appeared in regional and local newspapers during the year as a result of statements or releases by staff and Council.</li> <li>• Pre season supplement copy was prepared prior to the fishing and game seasons and summer holiday seasons and appeared in 2 supplements.</li> <li>• 1 feature article was published on water issues</li> </ul>
<p><b>Project 1432</b></p>	<p>Initiate public advocacy as required in line with Council's position.</p> <p>Support national advocacy on:</p> <ul style="list-style-type: none"> <li>• Minimum flows</li> <li>• RMA amendments</li> <li>• Non-point source pollution</li> </ul> <p>Maintain contact with local MPs with written communications and meetings.</p> <p><u>Effective advocacy initiated as required.</u></p> <p><u>MPs kept informed of local issues</u></p>	<ul style="list-style-type: none"> <li>• Advocacy was initiated over issues including minimum flows, land use impacts, RMA amendments and the transition from mining privileges.</li> <li>• A meeting was held with one local MP.</li> <li>• Meetings were held with Otago Regional Council, and senior regional council staff over affected party status, sediment discharges to streams, minimum and residual flows and 6A implementation</li> <li>• A water users group has been formed in the Manuhirikia to assist with advocacy.</li> </ul>

<p><b>Project 1433</b></p>	<p>Identify fish and game values of pastoral leases under review and advocate position on tenure change. <u>Reports and submissions completed by deadline and reported on in the annual report</u></p>	<ul style="list-style-type: none"> <li>• Dialogue was maintained with LINZ over tenure reviews and Overseas Investment Office Applications for land purchases.</li> <li>• No submissions were made during the financial year</li> </ul>
<p><b>Project 1434</b></p>	<p>Implement communications strategy with particular emphasis on water quality and quantity, public awareness and client servicing including "Living Rivers newsletter (6) and feature articles (2). Complete public awareness activities on rivers over minimum flows in line with strategy <u>Communication strategy implemented during the year</u> Further develop Council's PA and marketing capacity <u>PA and marketing capacity further developed</u></p>	<ul style="list-style-type: none"> <li>• Communications strategy implemented during year through project areas 1330, 1340, 1350, 1360, 1410, 1420 and 1430.</li> <li>• 4 "Living Rivers" e newsletters were distributed to an email list</li> <li>• A staff member attended the Recreational Fishing and Boating Foundation marketing workshop held in December 2017</li> </ul>

<p><b>1440 Public Promotions Objective:</b> Support the Living Rivers Campaign and World Wetlands Day</p>	<p><b>Task and Performance Measure</b> Support any national campaigning on rivers at a local level. <u>Campaigns supported at local level</u></p>	<p><b>Outcome:</b> Public awareness of river and wetland issues is increased</p>
<p><b>Project 1441</b></p>	<p>Budget \$176,334</p>	<p><b>Actual Result</b> • No Action Actual \$125,982</p>



OUTPUT 5 - COMPLIANCE	
<b>1510 Ranging Objective:</b> Coordinate activities of rangers in carrying out compliance activities.	<b>Outcome:</b> Anglers and hunters compliance with regulations is monitored.
<b>Task and Performance Measure</b>	<b>Actual Result</b>
<p><b>Project 1511</b></p> <p>Carry out compliance activities as required.</p> <p>Plan and implement opening weekend game season ranging exercises in Central Otago.</p> <p>Plan and implement opening weekend game season ranging exercises in Coastal Otago.</p> <p>Plan peak season ranging schedule in Southern Lakes area.</p> <p><u>Report to Council on any ranging events by August 2017.</u></p>	<p>932 anglers and 101 hunters were interviewed by rangers and staff. 4 Notice of Entry' documents were issued under the Search and Surveillance Act. 2 offences were detected on these properties.</p> <ul style="list-style-type: none"> <li>• 47 offenders were apprehended during the year excluding licenceholders who failed to produce licences on demand but presented them at a later date.</li> <li>• 17 formal warnings were given for less serious offences or because of extenuating circumstances.</li> <li>• 22 offenders were the subject of further action and are reported on in Objective 1531 below.</li> <li>• Overall compliance with regulations was 95.3% amongst anglers and 97% amongst hunters in Otago - excluding 'failure to produce licence' offences.</li> <li>• Reports on compliance activity were made in October 2017 and August 2018.</li> <li>• The Council received reports in June 2018 on game season ranging over opening weekend.</li> </ul>
<p><b>Project 1512</b></p> <p>Maintain adequate liaison between rangers and field staff and run ranger activity return system.</p> <p><u>Adequate liaison maintained with rangers through personal contact, sub regional meetings, and pre angling and game seasons newsletters.</u></p> <p>Assess ranger applications and review status of rangers annually.</p>	<ul style="list-style-type: none"> <li>• Field staff maintained close liaison with the 27 rangers during the year.</li> <li>• All ranger warrants were reviewed and 23 of them renewed for a three year term.</li> <li>• Ranger updates were distributed to rangers during the year via email.</li> </ul>


<p><b>1520 Ranger Training Objective</b> Provide rangers with ongoing training relevant to compliance activities.</p>		<p><b>Outcome:</b> Rangers undertake compliance work safely and effectively.</p>	
<p><b>Project 1521</b></p>	<p><b>Task and Performance Measure</b> Conduct regional rangers training course by November 2017 in Cromwell. Rangers training course conducted by November 2017.</p>		<p><b>Actual Result</b></p> <ul style="list-style-type: none"> <li>• A two day ranger training course was held in Cromwell November 2017 and local meetings were held with rangers in both Dunedin and Cromwell ahead of the game season opening.</li> </ul>
<p><b>1530 Prosecutions Objectives</b> Prosecutions taken where desirable when fish and game or environmental offences are detected.</p>		<p><b>Outcome:</b> Regulation offences are detected and acted upon.</p>	
<p><b>Project 1531</b></p>	<p>Process offence reports and forward prosecutions to lawyer within one month of date of offence. Lodge with courts within statutory time frames. <u>Offence reports processed and prosecutions forwarded within one month, reports completed and informations signed within time limits.</u> <u>Results of prosecutions for previous year reported in the annual report</u></p>		<ul style="list-style-type: none"> <li>• 22 offences were dealt with by diversion by payment of a penalty fee as reparation rather than going to Court (Table 4).</li> <li>• 2 offences were referred to Court resulting in successful prosecutions.</li> <li>• Council adopted an updated set of Prosecution Guidelines August 2018</li> <li>• A compliance summary report from the previous year was provided to Council in October 2017.</li> <li>• Budget was overspent due to the complexity of the two cases taken.</li> </ul>
		<p>Budget \$109,891</p>	<p>Actual \$87,108</p>

Table 4. Prosecution Summary



Last name	Date of offence	Offence	Offence 2	Location of offence	Outcome	Total fine	Court costs	Solicitors costs
Verlaan	2/09/2017	Fishing a closed area.		Beansburn & Rockburn	Reparation	\$ 200.00		
Walker	8/08/2017	FWL		Kawarau River	Reparation	\$ 500.00		
de Pinto	2/09/2017	Fishing a closed area		Beansburn & Rockburn	Reparation	\$ 200.00		
Vince	26/08/2017	FWL		Waikouaiti River	Reparation	\$ 500.00		
Barbier	31/10/2017	Fishing closed waters	with spin gear	Routeburn River	Reparation	\$ 200.00		
Cotter	8/10/2017	FWL		Lake Hawea	Reparation	\$ 500.00		
Green	28/12/2017	FWL		Wanaka Outlet	Reparation	\$ 500.00		
Bui	29/12/2017	FWL		Glenorchy	Reparation	\$ 500.00		
Hill	27/12/2017	Fishing with 2 rods		Lake Wanaka	Reparation	\$ 200.00		
Kingscote	3/01/2018	Fishing with 2 rods		Lake Wanaka	Reparation	\$ 200.00		
Mackay	28/12/2017	Fishing with 2 rods		Lake Hawea	Reparation	\$ 200.00		
Canell	27/12/2017	FWL		Lake Wakatipu	Reparation	\$ 500.00		
Fairy	29/12/2017	FWL		Lake Wakatipu	Reparation	\$ 500.00		
Pawlowski	13/01/2018	FWL		Reld Lake	Reparation	\$ 500.00		
Donaldson	27/12/2017	Fishing with 2 rods		Lake Hawea	Reparation	\$ 200.00		
Bertie	7/01/2018	FWL		Lake Dunstan	Reparation	\$ 500.00		
Blair	8/01/2018	FWL		Lake Dunstan	Reparation	\$ 500.00		
Reid	1/12/2017	FW a BCL		Hunter River	Reparation	\$ 200.00		
Xingyi	7/01/2018	FWL		Lake Dunstan	Reparation	\$ 500.00		
Scrimali	8/01/2018	FWL		Lake Wanaka	Reparation	\$ 160.00		
Geuter	27/02/2018	Fishing closed waters		Queensdown Bay	Reparation	\$ 200.00		
Gebhart	3/02/2018	FWL		Buchers Dam	Reparation	\$ 500.00		
Webber	5/05/2018	Possession of lead shot, hunting.	Protected species	Ranfurly-Wedderburn highway	Prosecuted	\$ 1,850.00	\$ 260.00	\$ 1,182.74
Valentine	7/10/2017	FWL	False information	Southern Reservoir	Prosecuted	\$ 700.00	\$ 260.00	\$ 300.00
Power	3/01/2018	FWL		Clutha River, Albertown	Reparation	\$ 500.00		
Yadav	27/05/2018	FWL		Diamond Creek	Pending	\$ -		

1610 Licence Production & Distribution Objective:	OUTPUT 6	LICENCING
		Outcome:



Print and distribute licences and supporting information in a timely manner.		Licences on sale on time
Project 1611	Task and Performance Measure	Actual Result
	<p>Liaise closely with licencing service provider to ensure:</p> <p>Licences and supporting information is set, proof-read, printed and distributed for 2018 game season by mid-March 2018 and 2017/18 fishing season licences by 3<sup>rd</sup> week in August 2018.</p> <p><u>Licences distributed to agents by mid-March 2017(Game) and 3<sup>rd</sup> week in August 2017 (Fish).</u></p> <p>Closely monitor licence sales and revenue returns from agents via Eyede. <u>Report to Council on a bi-monthly basis on licence sales and revenue returns and report in February for the previous year.</u></p> <p>Closely monitor database management to ensure timely data entry and data quality.</p> <p><u>Database monitored and quality maintained.</u></p>	<ul style="list-style-type: none"> <li>• Game licences went online to the public and agents in mid March 2018 with supporting information. Fish licences went online in late August 2018.</li> <li>• Council received reports on a bimonthly basis on licence sales and revenue returns and updated the Council each meeting.</li> </ul> <p>Sales results for the 2017/18 season are detailed in Table 5 below.</p> <ul style="list-style-type: none"> <li>• Licence sales and revenue returns from agents was closely monitored during the year.</li> <li>• Client database monitored and quality maintained throughout year.</li> </ul>

1620 Agent Servicing Objective:	Outcome:
<p>Maintain good working relationships with agents and support their sales of licences.</p> <p>Project 1621</p> <p>Liaise effectively with agents throughout year and produce two pre season agents broadsheets</p> <p><u>Two agents broadsheets produced; summer holiday staff coverage maintained; key agents visited annually and; informal liaison maintained by field staff with individual status reports on visits back to Administration Officer.</u></p> <p>Monitor sales revenue and agent debt levels</p> <p><u>Agent returns monitored and reported on to CE and OA monthly.</u></p>	<p>Agents are good ambassadors for Otago Fish and Game</p> <ul style="list-style-type: none"> <li>• Two agents' broadsheets were produced during the year.</li> <li>• Key agents were visited during the year.</li> <li>• summer holiday staff coverage maintained.</li> <li>• Informal liaison with agents was maintained by field staff.</li> <li>• Agent returns were monitored and reported on regularly.</li> </ul>

	<u>Report to Council in February 2018</u>	2016/17 licence sales were reported (By powerpoint presentation) to Council in February 2018.
--	---	---

<b>1630 Commission Objective</b> Pay commission on licence sales		<b>Outcome:</b> Commission is paid to agents on time
<b>Project 1631</b>	Ensure licence commission is paid to agents by service provider as required. <u>Commission paid to agents promptly by service provider as required and recorded in annual report.</u>	<ul style="list-style-type: none"> <li>• Commission was paid to agents by the licence outsourcing service provider Eyede.</li> </ul>
	Budget \$143,636	Actual \$113,154


Table 5. Fish and Gamebird Licence sales 2008-2018



FISH	17/18	16/17	15/16	14/15	13/14	12/13	11/12	10/11	09/10	08/09	07/08
Adult Season	5419	5301	5120	6401	6916	7033	6991	6508	6363	6252	6743
Adult Winter	226	327	288	366	443	487	503	467	311	423	508
Local Area	502	526	680								
Senior Loyal	780	751	691								
Adult Day	9603	9746	8907	7068	6025	7024	6247	5514	5597	5287	6001
Family	4275	4229	4338	4536	4573	4648	4329	4423	4536	4341	4298
Non Resident	1320	1339		984							
NR Junior	47	55	41	38							
Junior WS	836	721	729	779	756	745	635	658	627	691	785
Junior Winter	47	-	-	38	53	43	52	56	30	31	33
Long Break	78	109	105								
Short Break	525	620	651								
Junior 24hr	526	590	552	519	463	571	671	451	601	484	530

GAME	17/18	16/17	15/16	14/15	13/14	12/13	11/12	10/11	9/10	08/09	07/08
Adult Season	4061	4161	3987	3950	3933	4181	4005	3982	3760	3505	3586
Adult Day	75	119	82	90	63	67	58	37	24	42	49
Junior Season	306	342	342	324	380	382	357	370	337	324	329
Junior Day	1	3	5	7	3	6	2	0	0	2	2
Child	106	123	104	na	na	na	na	119	134	118	106

OUTPUT 7 COUNCIL



<b>1710 Council Elections Objective</b> Maintain election database and conduct Council election in accordance with regulations.		<b>Outcome:</b> Electoral roll is up to date and triennial election held without incident.
<b>Project 1711</b>	<b>Task and Performance Measure</b> Promote upcoming Council election for Otago (public notification in July/August and candidate nominations closing late August 2018)	<b>Actual Result</b> <ul style="list-style-type: none"> <li>• 17 candidates applied to stand in the Otago election</li> <li>• Promotion for encouraging candidates, joining the electoral role and voting was via print media and social media.</li> </ul>


<b>1720 Council Meetings Objective</b> Provide efficient and effective servicing of the Council.		<b>Outcome:</b> Council meetings held.
<b>Project 1721</b>	<p>Compile and post council agenda papers one week in advance of meetings, circulate other material promptly.</p> <p>Hold six council meetings during the year including one dedicated planning meeting.</p> <p>Rationalize land holdings and hatchery/office arrangements including proposals for land protection and research centre establishment at Wanaka</p> <p>Review Council policy including delegations and risk management arrangements</p> <p>Agenda papers posted a week in advance of meetings, minutes circulated within two weeks.</p> <p>Six Council meetings held during the year.</p> <p>AP Tasks completed by August 2018</p>	<ul style="list-style-type: none"> <li>• 8 Council meetings were held during the year in addition to the February planning meeting. 6 meetings were advertised. Minutes and agendas were circulated in a timely manner.</li> <li>• Richard Twinning was nominated by Ngai Tahu and co-opted on to the Council in June 2017. He remained as a co-opted member for the financial year.</li> <li>• Bruce Jeffries was the Otago Conservation Board representative on the Council during the year.</li> <li>• DOC representative John Roberts attended the October, April, and June Council meeting.</li> <li>• Murray Neilson attended meetings as co-opted Council member.</li> <li>• Rationalisation of landholdings was advanced. The ex hatchery Managers house at Wanaka was sold for removal for \$10,000 incl GST rather than demolished.</li> <li>• Staff reported on legislative compliance during the year in October 2018</li> </ul>

	Budget \$47,630	Actual \$59,849
--	-----------------	-----------------

OUTPUT 8 PLANNING AND REPORTING		
<b>1810 Management/ Strategic Planning Objective:</b> Develop and maintain resource inventory and database.	<b>Outcome:</b> Resource inventory up to date	
<b>Project 1811</b> Task and Performance Measure Establish 'Ferret' document system for storage and retrieval of digital copies of all council documents. <u>Progress report to Council in February 2018.</u>	<b>Actual Result</b> • The 'Ferret' document management system was maintained during the year and file material was progressively logged into it. Council was kept informed of progress.	

<b>1820 Annual Planning Objective:</b> Fulfill annual planning requirements in a timely manner.	<b>Outcome:</b> Annual Plan completed and approved	
<b>Project 1821</b> Hold special annual planning meeting in February 2017 and complete draft OWP and budget for 2017/2018 by August 2017. <u>Plan completed by due dates</u>	<ul style="list-style-type: none"> <li>• A strategic planning meeting was held on 10 February 2018 in Cromwell for the development of the 2018/19 Annual operational workplan.</li> <li>• Staff reported on the planning meeting outcomes and staff responses in April 2017.</li> <li>• The OWP and budget for 2018/2019 was completed and approved in August 2018.</li> </ul>	

<b>1830 Annual Reporting Objective:</b> Fulfill annual reporting requirements in a timely manner.	<b>Outcome:</b> Annual Report completed and audited	
<b>Project 1831</b> Complete 2016/2017 Annual Report prior to 2016 AGM.	<ul style="list-style-type: none"> <li>• The Annual Report for 2016/2017 was presented to the AGM in Dunedin on 30th November 2018.</li> </ul>	



	<u>Report presented to AGM</u>	<ul style="list-style-type: none"> <li>The Annual Report was forwarded to Parliament in early December 2017.</li> </ul>
<p><b>1840 National Liaison Objective:</b> Effectively communicate with, support and liaise with the NZFGC and other Regional FGC's on fish and game matters.</p>	<p><b>Outcome:</b> Working relationships are maintained with other Fish and Game Councils.</p>	
<p><b>Project 1841</b></p> <p>Make submissions to NZC and other regions as required including on implementation of the guides licence and new licence categories.</p> <p>Hold one Council to Council meeting with CSI and Southland during the year for liaison purposes.</p> <p>Continue support for the devolved management system of fish and game through submissions and actions</p> <p>Submissions on matters of interest including implementation of the guides licence and new licence categories made as required.</p> <p>One Council to Council meeting held during the year</p>		<ul style="list-style-type: none"> <li>Information requests from NZC and other Regional FGC's were dealt with in a timely manner.</li> <li>Submissions were made to NZC on matters including: National Salmon Committee strategic vision, Anglers Notice schedule 1 and 2, 2018/19 budgets and licence fees, Licence categories including the Guides licence.</li> <li>A joint meeting was held with Southland Fish and Game Council in Tapanui in August 2018</li> </ul>
<p><b>Project 1842</b></p> <p>Submissions and actions reflect Council position</p> <p>Contribute resources to Fish and Game's national decision-making, projects, sub-committees and working parties as far as possible.</p> <p>Contribute staff time to national Licencing Working Party</p> <p>Staff and councilors act as members of national sub-committees and working parties, and sufficient inter-regional liaison occurs for good communication.</p>		<ul style="list-style-type: none"> <li>Ian Hadland was a member of the Licence Working Party which met twice during the year.</li> <li>Morgan Trotter was a member of the Compliance Network.</li> <li>John Jillett served as appointee to the New Zealand Council.</li> </ul>

	<p>Contribute staff time to national marketing, recruitment and retention initiatives</p> <p><u>National marketing, recruitment and retention initiatives supported during the year</u></p> <p><u>National licencing system meets the needs of Fish and Game Councils</u></p>	<ul style="list-style-type: none"> <li>• Nigel Paragreen was a member of the RMA Network.</li> <li>• Ian Hadland joined the National marketing group working on recruitment and retention initiatives</li> </ul>
	Budget \$68,834	Actual \$96,999

