



REPORT OF THE

**Eastern
Fish and Game Council**

**FOR THE YEAR ENDED
AUGUST 31, 2014**

Presented to the House of Representatives pursuant to Section 26 X of the Conservation Act 1987.

24 October 2014

Hon Maggie Barry
Minister of Conservation
Parliament Buildings
WELLINGTON


Dear Minister

I have the honour to submit, pursuant to Section 26 X of the Conservation Act 1987 and Section 44A of the Public Finance Act 1989, the annual report and financial statements of the Eastern Fish and Game Council for the year ended 31 August 2014.

Yours sincerely

A handwritten signature in black ink, consisting of several overlapping loops and a long horizontal stroke extending to the left.

Murray Ferris
Chairman
Eastern Fish and Game Council

	
Structure	1
Mission Statement	2
Statement of Objectives	2
Chairman's Report	3
Statement of Financial Responsibility	5
Statement of Service Performance	6
Species Management	7
Sports Fish and Game Bird Habitat Protection	17
Angler and Hunter Participation and Services	21
Public Interface	25
Compliance	28
Licensing	31
Council	33
Planning and Reporting	34
Administration	36
Financial Statements	39
Independent Auditor's Report	57

STRUCTURE

Council and Staff

CHAIRMAN

Murray Ferris 6 meetings attended, appointed to chair February 2014

COUNCIL MEMBERS

	<u>Meeting Attendance</u>	
Barry Roderick	6	<i>Retired from chair February 2014</i>
Annaka Davis	3	
Neal Hawes	4	
Mike Little	6	
Lindsay Lyons	5	
Steve Scragg	5	
Terry Sutton	5	
Terry Wood	6	
Laurence Allingham	3	
Peter Storey	5	
Steve Luscombe	5	

(6 meetings of the 2012-2015 Fish and Game Council were held during the year)

STAFF

Rob Pitkethley
Regional Manager

Mark Sherburn
Fish & Game Officer

Matthew McDougall
Senior Fish & Game Officer

Matt Osborne
Fish and Game Officer

John Meikle
Fish & Game Officer

Anthony van Dorp
Fish & Game Officer

Eben Herbert
Fish & Game Officer

Lloyd Gledhill
Fish & Game Officer

Lynne Sands
Office Administrator

Kate Thompson
Office Manager

Nigel Simpson
Fish & Game Officer

Patrick Logan
Hatchery Assistant

Offices

The Council office is located at the Trout Hatchery, Paradise Valley Road, Ngongotaha, Rotorua.

Mission Statement

To maintain and enhance opportunities for sustainable sports fish angling and game bird hunting.

Statement of Objectives

The Conservation Act 1987, as amended by the Conservation Law Reform Act 1990, outlines the particular functions of Fish and Game Councils, which include:

- monitoring sports fish and game populations;
- monitoring the success and satisfaction of users;
- monitoring the condition and trend of ecosystems as habitats for sports fish and game;
- maintaining and improving access;
- maintaining and enhancing the habitat of sports fish and game;
- formulating and establishing regulations and policies which ensure the maintenance of sports fish and game populations and the recreational experience;
- securing compliance with sports fish and game regulations;
- promoting recreational angling and game bird hunting;
- representing the interests of anglers and hunters in the statutory planning process;
- keeping anglers and hunters informed.

The Council's operations are based upon a national statement of purposes and priorities, a Sports Fish and Game Management Plan which sets long term goals and policies, and an annual Operational Work Plan, which establishes the specific work programme and budget.

Format of the Annual Report

This report is structured so as to allow evaluation of all the projects planned at the commencement of the 2013-2014 work year. This work programme is based around eight outputs and one input. Within each of these functional areas the Statement of Service Performance provides summary details of the resources that were anticipated to be required, along with the actual results for the year. In addition, the performance standard for each project is listed along with a description of the result that was achieved.

CHAIRMAN'S REPORT

For the year ended 31 August 2014

To say 2013 - 2014 has been a full on year would have to be an understatement but I would have to add very satisfying as well. As a group of elected councilors we represent a diverse demographic. We do however have a common goal, the well being of game bird hunting and sports fishing in New Zealand.

While we agree to disagree from time to time I am delighted that science, common sense and democracy always wins the day. When we find ourselves on the minority view side of that process we are free to record our disagreement but also obliged to accept that the democratic process has been adhered to. Thank you for your contribution to the debates and your support.

I would like to thank Barry Roderick for his wise council and guidance during his tenure as chairman. He is a hard act to follow, we are very different people but also very similar in many ways. I can always rely on his advice. I will be proud to have delivered leadership that matches his record.

Lindsay Lyons also as vice chair and "man on the ground" makes my job much less hectic and I also thank him for his help. We should also thank him for representing us on NZ council and now as chair of that organisation, he will take the challenges in his stride I am sure.

The region and the council has been extremely well served by the staff team at Eastern Region. They continue to be an inspiration to all the other fish and game regions throughout the country supplying expertise in all manner of ways including accounting, licensing, compliance, habitat and fish management, species monitoring and mallard research, well done to each and every one of you.

It is timely to thank Rob again for his management of Eastern, he delivered every day and we are grateful. We wish him well in his new position. We will benefit from his experience with us in his new role I am sure. Our newly appointed manager Andy Garrick has big shoes to fill however I am positive he is up to the challenge.


We have delivered all of our statutory obligations on time and to an extremely high standard and well before deadline dates. Our finances are in great shape and our reputation is second to none. It would be nice to say here that all is well, but...

There are some major challenges facing the council now and in the future, we need to be diligent and address challenges, more ducks and bigger fish and challenges of licence holder numbers and access, water quality and habitat and the public perception of our chosen "hunter gatherer" life style. Proposed changes to the RMA will be watched closely. Political agendas can be a challenge, I believe Fish & Game are well enough regarded politically to address those challenges as they arise. It would be a brave government that ignored the wishes of the one in ten New Zealanders that hunt and fish in my opinion.

The angler notice process produced some challenges for us this year, we need to stay focused on our statutory obligation to maximise fishing opportunities. And while respecting the views of anglers we need to make decisions, it's a high wire act but how many sporting organisations present those opportunities to participate in rule changes for their sport, not many, if any. The big challenge is doing the right thing under pressure, no one is right all the time whether it be council or anglers, isn't democracy frustrating, it's better than the alternative though I am sure you will agree.

Next year is time for Fish and Game Council elections, we trust that our record of voluntary service to this unique organisation is recognised and that those that seek re election are duly rewarded with another term on council.

If history is to be repeated, and I am sure it will be, there will be many challenges we are yet to face. I know we will be wise enough to address them in the truly responsible and professional way we always have.



Murray Ferris
Chairman

EASTERN FISH AND GAME COUNCIL

**STATEMENT OF FINANCIAL RESPONSIBILITY
FOR THE YEAR ENDED 31 AUGUST 2014**

Friday, 24 October 2014


The Council and Management of the Eastern Fish and Game Council accept responsibility for the accuracy of and judgements used in the preparation of the following Statement of Service Performance and Financial Statements, and the establishment and maintenance of systems of internal control designed to provide reasonable assurance of the integrity and reliability of financial reporting.

In our opinion, the information set out in the following statements and attached notes to these statements fairly reflects the financial activities and performance of the Eastern Fish and Game Council, for the period ended 31 August 2014 and its financial position as at that date.



**Rob Pitkethley
Regional Manager**

EASTERN FISH AND GAME COUNCIL



**Murray Ferris
Chairman**

EASTERN FISH AND GAME COUNCIL

EASTERN FISH AND GAME COUNCIL

STATEMENT OF SERVICE PERFORMANCE FOR THE YEAR ENDED 31 AUGUST 2014

INTRODUCTION

As required under Section 26W(b) of the Conservation Law Reform Act 1990 and Section 45A of the Public Finance Amendment Act 2004 Fish and Game New Zealand, Eastern Region have prepared the following Statement of Service Performance for the 2013 - 2014 financial year.

The activities of Eastern Fish and Game Council are planned under eight output areas detailed in the annual Operating Work Plan. This Statement of Service Performance compares actual results against the stated Performance measures from the plan. For the purposes of this statement, the overhead expenses detailed in the Statement of Financial performance (Administration, Employee Benefits, Depreciation, Leases, Bad Debts and other) have been allocated to each output area on the basis of the proportion of staff time directly expended in each area.

Summary Budget and Actual Expenditure for each output Area.

Project Cluster	Budget			Actual		
	Total Expense	Income	Net Cost	Total Expense	Income	Net Cost
Species Management	\$493,607	\$97,800	\$395,807	\$546,420	\$97,035	\$449,385
Habitat Protection	\$338,632	\$21,090	\$317,542	\$273,705	\$48,267	\$225,438
Angler & Hunter Participation	\$172,753	\$11,400	\$161,353	\$121,980	\$13,889	\$108,091
Public Interface	\$74,804	\$77,700	-\$2,896	\$40,758	\$77,699	-\$36,941
Compliance	\$68,165	\$7,500	\$60,665	\$87,643	\$5,328	\$82,315
Licencing	\$114,460	\$1,462,193	-\$1,347,733	\$96,600	\$1,380,414	-\$1,283,814
Council	\$46,815	\$0	\$46,815	\$55,015	\$0	\$55,015
Planning & Reporting	\$84,026	\$0	\$84,026	\$122,277	\$0	\$122,277
	\$1,393,262	\$1,677,683	-\$284,421	\$1,344,398	\$1,622,632	-\$278,234



SPECIES MANAGEMENT

Goal

To manage sustainable populations of sports fish and game bird species to provide for recreational harvest.

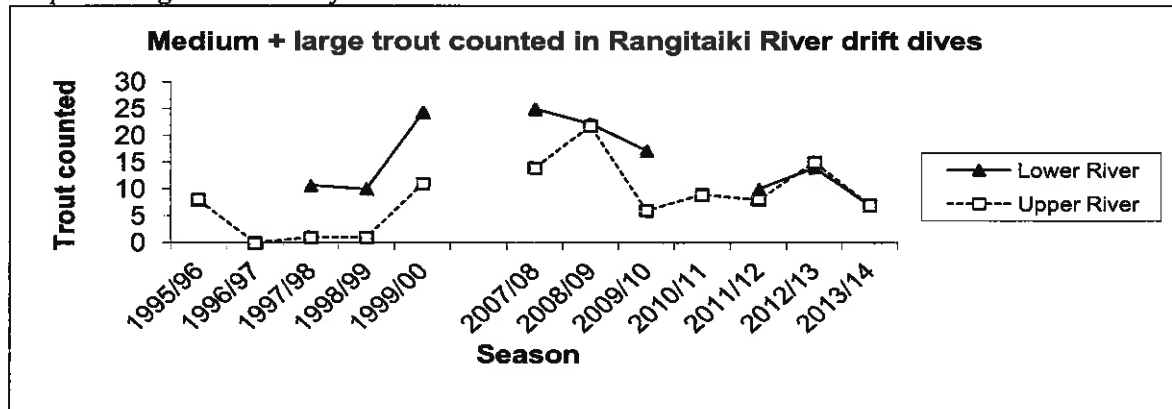
SUMMARY OF RESOURCES

Code	Project Cluster	Budget			Actual		
		Total Expense	Income	Net Cost	Total Expense	Income	Net Cost
1110	Species Monitoring	\$126,167	\$0	\$126,167	\$140,005	\$0	\$140,005
1120	Harvest Assessment	\$55,473	\$0	\$55,473	\$67,476	\$0	\$67,476
1140	Hatchery Operations	\$303,234	\$97,800	\$205,434	\$316,535	\$97,035	\$219,500
1170	Regulations	\$4,632	\$0	\$4,632	\$20,429	\$0	\$20,429
1180	Control	\$4,101	\$0	\$4,101	\$1,975	\$0	\$1,975
Total		\$493,607	\$97,800	\$395,807	\$546,420	\$97,035	\$449,385

1110: Species Monitoring: Assess and monitor sports fish and game bird populations within the Eastern Region

Project and Objective	Performance Measure	Actual Result
<p>1111 River fisheries investigations To investigate and monitor river fisheries.</p> <p>(i) Drift dive Rangitaiki, Ruakituri and Waioeka Rivers.</p> <p>(ii) Continue involvement in the regional didymo containment and surveillance programme.</p>	<p>Report River fishery investigation results to Council by 31 July 2014.</p> <p>Participate in Regional didymo surveillance programmes.</p>	<p>(i) Drift dived Ruakituri, Waioeka and Rangitaiki Rivers February/March 2014. Reported to Council April 2014.</p> <p>(ii) Participant in Regional aquatic pest group. Quarterly didymo surveys in Ngongotaha Stream.</p>

Graph 1: Rangitaiki River drift dive trout counts



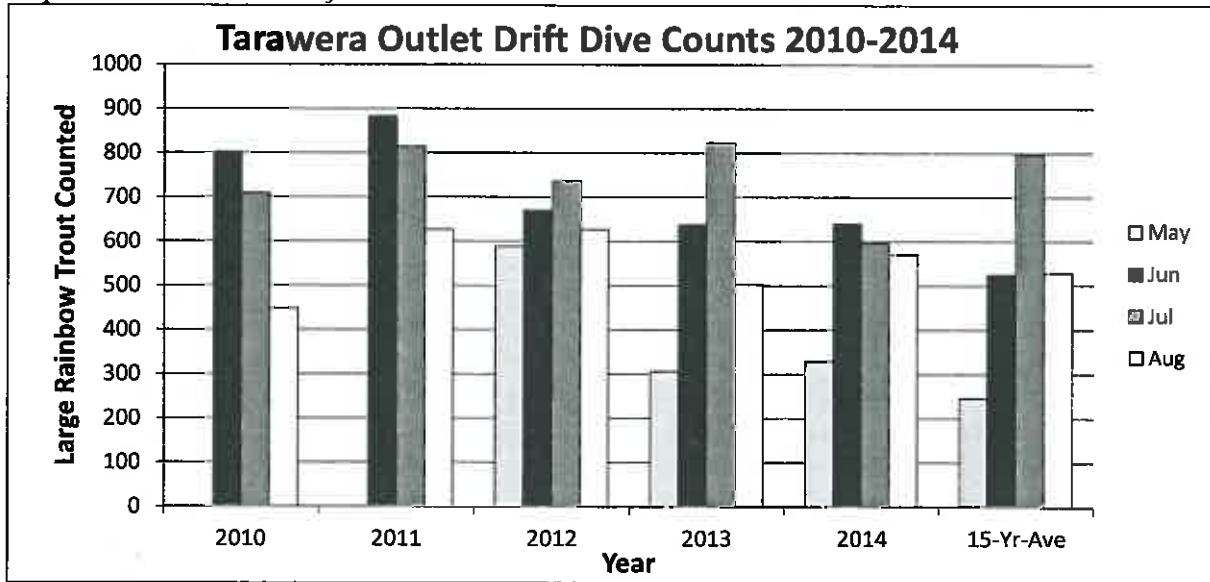
<i>Project and Objective</i>	<i>Performance Measure</i>	<i>Actual Result</i>
<p>1112 Datawatch To monitor the Rotorua lakes fisheries using the “data watch” tagging programme to assess trout growth.</p>	<p>Tag and release 8,000 fish. Report on tag returns by lake to each meeting of Council.</p>	<p>(i) 7,000 tagged fish released into Rotorua lakes and 1,500 into Lake Tutira. (ii) 906 tags returned by anglers and 20 free licences distributed to lucky draw winners. (iii) Datawatch summaries reported bimonthly to Council.</p>
<p>1113 Lake Waikaremoana Manage operation of Lake Waikaremoana water quality buoy and monitor progress of data collection.</p>	<p>Report activities to each meeting of Council.</p>	<p>Since the water quality monitoring buoy was installed in 2009 ongoing maintenance has been undertaken. Data collection undertaken by the University of Waikato is being monitored. Reported to Council bimonthly.</p>
<p>1114 Lake Tarawera spawning Monitor Lake Tarawera spawning tributaries including the Tarawera Outlet, Te Wairoa and Wairua Streams, and where required develop options to enhance natural recruitment.</p>	<p>Report results to each meeting of Council.</p>	<p>Four Tarawera Outlet drift dives completed, Te Wairoa trapping data reported to Council bimonthly. Wairua fishing diaries not yet reported to Council.</p>

Table 1: Wairua Stream mouth angling data records

Angling Data	2013-14	2012-13	2011-12	2010-11	2009-10
Total Hours recorded	67	20	49	36	41.5
Avg Catch rate (fish/hr)	0.35	0.34	0.08	0.12	0.08
Avg Length (mm)	491	550	558	530	477
Avg Weight (kg)	1.46	2.45	2.23	1.85	1.22
Avg Condition Factor	43.31	53.20	48.54	49.05	40.83



Graph 2: Tarawera Outlet drift dive trout counts



Project and Objective	Performance Measure	Actual Result
<p>1115 Lakes fisheries research Contribute to research on lakes fisheries and impacts of water quality restoration works. Continue Ngongotaha Stream brown trout monitoring.</p>	<p>Report activities and Ngongotaha Trap results to each meeting of Council.</p>	<p>(i) Ohau Channel fishery surveys completed. (ii) Ngongotaha trap run monitored. Reported to Council bimonthly.</p>

Table 2: Ngongotaha Stream trap run annual summary

Month	Trap Nights	Tot RT Caught	Tot BT Caught	%BT	Avg RT Length	Avg RT Weight	Avg BT Length	Avg BT Weight
Sep 13	10	49	0	0%	481	1.50	-	-
Oct 13	10	42	34	45%	477	1.49	535	2.19
Nov 13	10	27	296	92%	499	1.68	583	2.94
Dec 13	0	-	-	-	-	-	-	-
Jan 14	10	28	66	70%	503	1.59	565	2.42
Feb 14	10	18	41	69%	518	1.78	549	2.11
Mar 14	10	12	10	45%	482	1.53	565	2.14
Apr 14	10	25	52	68%	472	1.49	570	2.52
May 14	10	29	95	77%	511	1.76	568	2.44
Jun 14	10	66	22	25%	502	1.80	587	2.74
Jul 14	10	32	23	42%	507	1.73	573	2.55
Aug 14	10	49	19	28%	506	1.63	537	2.15
Year	110	377	658	64%	496	1.63	563	2.42

RT = Rainbow Trout, BT = Brown Trout, Length in mm, Weight in kg



Table 3: Ohau Channel creel survey results, pre and post diversion wall

Season	Pre wall		Post wall					
	2005-06	2007-08	2008-09	2009-10	2010-11	2011-12	2012-13	2013-14
Ave. angler catch rate	0.42	0.40	0.30	0.61	0.27	0.20	0.23	0.38
Ave. brown weight (kg)	4.32	4.71	4.63	4.12	3.91	3.94	2.68	3.75
Ave. rainbow weight (kg)	2.25	2.30	2.22	2.11	1.56	1.58	1.51	1.69
% of Anglers satisfied	98%	66%	16%	88%	19%	19%	3%	69%

Catch rate = fish/hr

Project and Objective	Performance Measure	Actual Result
1116 Game bird trend counts To monitor game bird populations by comparing trends of black swan, and paradise shelduck counts.	Report interim results to Council by 6 February 2014 and provide full report detailing the population status of these species in the region by 31 July 2014.	Counts completed, interim results reported 5 February 2014. Full report provided to Council 11 June 2014.

Table 4: Aerial trend count estimate of annual percentage change (long term population trend) and last two years count totals for sub regional management areas

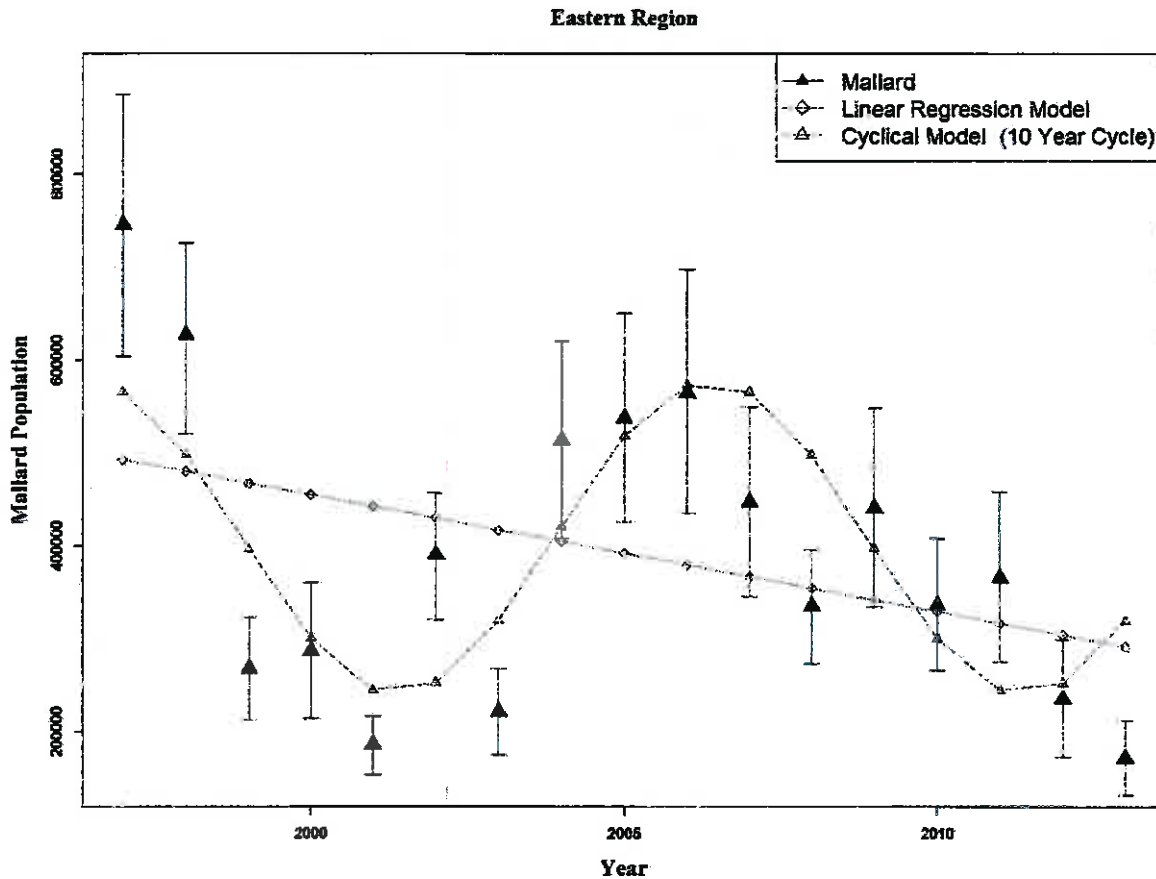
Area	Paradise Shelduck			Black Swan		
	12 year trend	2013 count	2014 count	12 year trend	2013 count	2014 count
A1	-0.016	4595	4818	-0.040	6447	9788
A2	-0.074	2026	1817	-0.035	2049	2378
B1	-0.016	3981	4792	0.021	221	190
B2	0.035	1835	1998	0.011	799	298

Trend of 0.00 = no change, trend < 0.00 is decline, trend > 0.00 is increase. Trend < ± 0.1 insignificant.

Project and Objective	Performance Measure	Actual Result
1118 Waterfowl monitoring programme To monitor mallard, and grey duck populations across the region by conducting a banding programme to investigate survival. Compare with an aerial monitoring programme and complimentary measures of productivity. Coordinate and participate in national Shoveler monitoring programme.	Report interim results to Council by 6 February 2014 and provide full report detailing the population status of these species in the region for the 2012/13 year by 31 October 2013.	Banding completed in February 2014. Results used to set game season regulations during October and November Council meetings. Banding Report provided to Council 9 April 2014.



Graph 3: Eastern Greylard population estimate at the beginning of the waterfowl season in the Eastern Region (mean \pm 95% CI). The dashed line is the fitted linear regression, and dotted line the 11 Year Sine Model. There is no evidence of a consistent linear change in population of study period. The Sine model (dotted line) received 32 times more support than the fitted linear regression model (dashed line).



Note. Previous population estimates may have been adjusted due to late return of duck bands from earlier seasons.

<i>Project and Objective</i>	<i>Performance Measure</i>	<i>Actual Result</i>
<p>1119 Upland game & forest management Continue upland game population monitoring programme in forests and investigate populations in coastal reserve areas and identify improvement options.</p>	<p>Report activities to each meeting of Council.</p>	<p>Pheasant call counts were undertaken in Kaingaroa Forest in November 2013.</p> <p>Results reported to Council at the November 2013 meeting.</p>



1120: Harvest Assessment: Assess angler and hunter activity and related harvest

<i>Project and Objective</i>	<i>Performance Measure</i>	<i>Actual Result</i>
1121 Lakes Fisheries Creel Surveys Conduct annual angler creel monitoring surveys (winter/summer) assessing angler catch and satisfaction from key Rotorua lakes.	Report 2013 Winter creel survey to Council by 28 February 2014 and the 2013-14 Summer creel survey to Council by 31 August 2014.	(i) 419 anglers surveyed during Winter 2013. Report presented to council February 2014. (ii) 1,266 anglers surveyed during the 2013-14 Summer surveys. Report presented to Council August 2014.

Table 5: Winter Creel Survey summary results

Lake	% Anglers satisfied			Avg Fish Length (mm)			Avg Fish Weight (kg)		
	2013	2012	2011	2013	2012	2011	2013	2012	2011
Tarawera	86%	92%	85%	548	591	558	2.38	2.58	2.21
Rotoiti	91%	95%	70%	587	603	558	2.91	3.07	2.50
Okataina	96%	97%	86%	616	594	581	2.96	2.64	2.62

Table 6: Summer Creel Survey summary results

Lake	% Anglers satisfied			Avg Fish Length (mm)			Avg Fish Weight (kg)		
	13-14	12-13	11-12	13-14	12-13	11-12	13-14	12-13	11-12
Tarawera	96%	96%	96%	499	532	541	1.42	1.63	1.87
Rotoiti	97%	94%	97%	523	522	516	1.80	1.79	1.71
Okataina	95%	100%	98%	515	529	537	1.70	1.79	1.97
Rotorua	97%	93%	90%	455	443	431	1.23	0.98	0.88

<i>Project and Objective</i>	<i>Performance Measure</i>	<i>Actual Result</i>
1122 Opening Day Angler Survey Monitor opening day catch from Rotorua lakes fisheries to assess characteristics of the catch.	Present report to Council by 30 April 2014.	Survey completed. 1,065 Anglers surveyed. Report presented to Council April 2014.

Table 7: Opening Day Survey, trout caught summary details

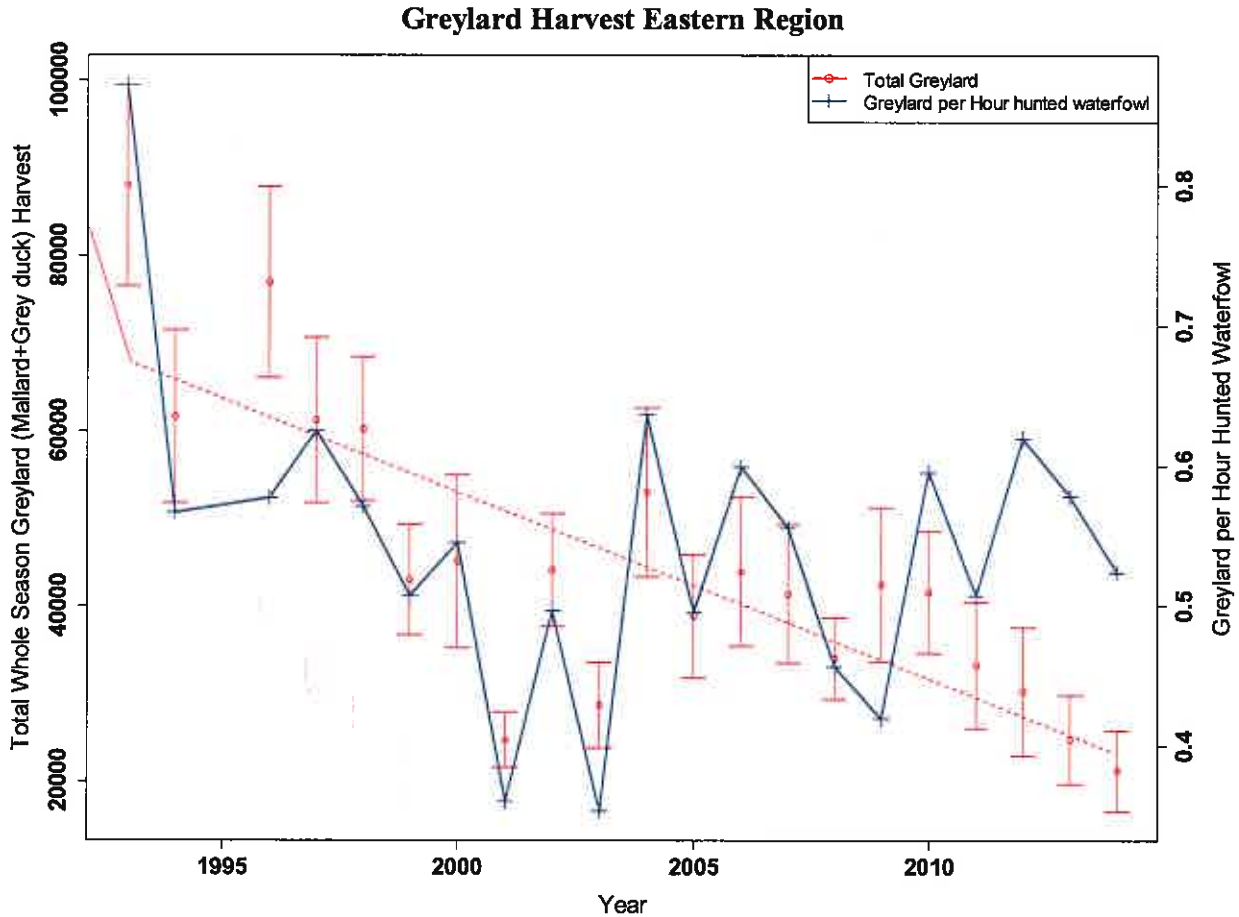
Lake	Avg 2yr old length (mm)			Avg 2yr old weight (kg)			Avg 2yr old condition factor		
	13-14	12-13	11-12	13-14	12-13	11-12	13-14	12-13	11-12
Tarawera	487	523	526	1.40	1.68	1.87	43.84	42.22	46.46
Rotoiti	499	506	489	1.51	1.53	1.40	43.98	42.65	42.90
Okataina	499	528	521	1.54	1.88	1.75	44.60	46.52	44.58

<i>Project and Objective</i>	<i>Performance Measure</i>	<i>Actual Result</i>
1123 Game Bird Hunter Survey Assess the harvest of game birds by hunters and hunter effort	Present 2013 game bird hunter survey results to	2013 Game bird hunter survey results presented to



during the 2014 season.	Council by 30 November 2013. Complete game bird hunter surveys for 2014 season by 31 August 2014.	October 2013 meeting of Council. 2014 Game bird hunter surveys completed.
-------------------------	--	--

Graph 4: Estimated harvest of Greyland (Mallard + Grey ducks) in the Eastern Region (mean ±CI) (dashed line = regression line) and greyland per hour hunting waterfowl (solid line).



1140: Hatchery: To produce sufficient trout to meet the requirements of Eastern Region, Fish and Game New Zealand, as well as other Fish and Game Regions

<i>Project and Objective</i>	<i>Performance Measure</i>	<i>Actual Result</i>
1141 Hatchery Operations To provide quality trout fisheries by operating a hatchery programme and releasing fish where required according to a structured liberation programme.	To produce 105,000 fish, and liberate or distribute to meet regional orders. Report liberations to each meeting of Council.	99,670 fish were produced and liberated or distributed for the period. Liberations reported to Council bimonthly.



Table 8: Trout liberations in the Eastern Region

Water	Date Released	Mark used	Tag used	Species	Number	Modal length
Kents	4/12/2013	Lp		Rainbow	200	180
McLaren	17/12/2013	Lp		Brown	200	200
McLaren	10/12/2013	Lp		Rainbow	500	180
Ngahewa	10/10/2013	Lp		Rainbow	200	180
Ngapouri	3/10/2013	Lp		Rainbow	500	180
Okareka	23/05/2014	RpAd		Rainbow	2500	170
Okareka	17/09/2013	Lp	G13	Rainbow	500	170
Okareka	17/09/2013	Lp		Rainbow	2000	170
Okaro	10/10/2013	Lp		Rainbow	500	180
Okataina	7/05/2014	RpAd	14 O	Rainbow	500	170
Okataina	8/04/2014	RpAd		Rainbow	250	150
Okataina	13/03/2014	RpAd		Rainbow	250	
Okataina	10/12/2013	Lp		Rainbow	500	180
Okataina	13/11/2013	Lp		Rainbow	500	180
Okataina	16/10/2013	Lp		Rainbow	1000	190
Okataina	12/09/2013	Lp	E13	Rainbow	500	170
Rerewhakaaitu	26/09/2013	Lp		Rainbow	3000	180
Rerewhakaaitu	26/09/2013	Lp	I13	Rainbow	500	180
Rerewhakaaitu	21/05/2014	RpAd		Rainbow	3500	170
Rotoehu	15/05/2014	RpAd		Rainbow	2000	160
Rotoehu	18/09/2013	Lp		Rainbow	2000	170
Rotoehu	18/09/2013	Lp	C13	Rainbow	500	170
Rotoiti	8/05/2014	RpAd		Rainbow	5000	170
Rotoiti	8/05/2014	RpAd	14R	Rainbow	500	170
Rotoiti	16/04/2014	RpAd		Rainbow	5000	160
Rotoiti	11/03/2014	RpAd		Rainbow	4000	150
Rotoiti	10/02/2014	Ad	N14	Rainbow	500	140
Rotoiti	10/12/2013	Lp		Rainbow	3000	180
Rotoiti	14/11/2013	Lp		Rainbow	3500	180
Rotoiti	16/10/2013	Lp		Rainbow	3500	180
Rotoiti	11/09/2013	Lp		Rainbow	3000	170
Rotoiti	11/09/2013	Lp	B13	Rainbow	500	170
Rotoma	16/05/2014	RpAd		Tiger	300	
Rotoma	16/05/2014	RpAd		Rainbow	2000	170
Rotoma	4/10/2013	Lp		Tiger	1910	
Rotoma	16/09/2013	Lp		Rainbow	2000	170
Rotoma	16/09/2013	Lp	D13	Rainbow	500	170
Rotorua	6/09/2013	Lp	A13	Rainbow	1000	180



Table 8 Continued: Trout liberations in the Eastern Region

Water	Date Released	Mark used	Tag used	Species	Number	Modal length
Tarawera	7/05/2014	RpAd	14T	Rainbow	500	170
Tarawera	7/05/2014	RpAd		Rainbow	1000	170
Tarawera	8/04/2014	RpAd		Rainbow	1000	150
Tarawera	11/03/2014	RpAd		Rainbow	1000	150
Tarawera	10/02/2014	Ad	X14	Rainbow	500	140
Tarawera	10/02/2014	Ad		Rainbow	500	140
Tarawera	11/12/2013	Lp		Rainbow	2500	180
Tarawera	13/11/2013	Lp		Rainbow	2500	180
Tarawera	15/10/2013	Lp		Rainbow	3500	180
Tarawera	12/09/2013	Lp	H13	Rainbow	500	170
Tarawera	12/09/2013	Lp		Rainbow	2000	170
Tuai	19/12/2013	Lp		Brown	200	210
Tuai	19/12/2013	Lp		Rainbow	500	190

Marking or fin clipping Rp = Right pelvic clip, Lp = Left pelvic clip, Ad = Adipose fin clip.

Project and Objective	Performance Measure	Actual Result
1142 Te Wairoa Trap To obtain suitable brood stock to sustain the hatchery programme. Operate Te Wairoa trap and collect sufficient ova.	<i>Report the results of the trapping programme to each meeting of Council in the trapping season.</i>	The Te Wairoa trap was operated and 371,491 ova were collected from 78 crosses. Reported to Council bimonthly during the trapping season.

Table 9: Te Wairoa trap summary

Fish details	2013-14	2012-13	2011-12	2010-11	2009-10
Total fish trapped	902	757	900	608	777
Average Length (mm)	547	567	585	576	579
Average Weight (kg)	2.05	2.23	2.51	2.52	2.30
Wild % in run	33.5	28.6	19.6	18.9	15.0

1170: Regulations: Develop regulations to ensure that harvest of sports fish and game birds is within sustainable limits

Project and Objective	Performance Measure	Actual Result
1171 Regulations To maintain the sports fish and game bird resource through the development of an annual anglers notice and game season conditions, and to manage Registered Upland Game Property requirements.	<i>Recommend to the New Zealand Council the 2014 game season conditions by 6 February 2014 and the 2014-2015 anglers notice by 30 June 2014.</i>	(i) Recommended Game Season Conditions approved by Council and sent to NZ Council 6 February 2014. (ii) 88 submissions received for 2014-15



		Anglers Notice. Recommendation approved by Council and sent to NZ Council 26 June 2014.
--	--	---

1180: Game Bird Control: Minimise significant damage caused by game birds to private land

<i>Project and Objective</i>	<i>Performance Measure</i>	<i>Actual Result</i>
<p>1181 Game Bird Control To reduce damage to crops arising from unwanted aggregations of game birds. Assist landowners to disturb or control game birds where necessary, utilising the efforts of game bird hunters wherever practical. Where possible facilitate dispersal of birds prior to avian botulism outbreaks or collect birds already affected.</p>	<p>Maintain permit database and report on the number of permits issued annually within the Annual Report.</p>	<p>30 permits issued to 23 land owners. All requests dealt with in a timely manner.</p>

Table 10: Permits issued to disturb game birds by species (23 landowners)

Species	Permits Issued
Mallard duck	1
Paradise Shelduck	15
Pukeko	13
Ring necked pheasant	1
Total	30



SPORTS FISH AND GAME BIRD HABITAT PROTECTION AND MAINTENANCE

Goal

To manage, maintain, and enhance sports fish and game bird habitat to maximise recreational opportunities for anglers and hunters.

SUMMARY OF RESOURCES

Code	Project Cluster	Budget			Actual		
		Total Expense	Income	Net Cost	Total Expense	Income	Net Cost
1210	RMA	\$65,949	\$0	\$65,949	\$89,120	\$0	\$89,120
1220	Works & Management	\$88,239	\$5,500	\$82,739	\$83,562	\$6,147	\$77,415
1230	Assisted Habitat	\$182,006	\$15,590	\$166,416	\$101,023	\$42,120	\$58,903
1240	Assessment	\$2,438	\$0	\$2,438	\$0	\$0	\$0
Total		\$338,632	\$21,090	\$317,542	\$273,705	\$48,267	\$225,438

1210: Resource Management Act: To effectively represent Fish & Game interests and the aspirations of anglers and hunters in resource management processes and strategies

Project and Objective	Performance Measure	Actual Result
<p>1211 RMA Planning and Consents Planning processes/consents and interactions with Regional and District Councils.</p> <ul style="list-style-type: none"> (i) Contribute to the improvement of water quality in the Rotorua lakes via Action Plans, research and monitoring. (ii) Minimise effect to fisheries from impacts that may arise from activities intending to improve water quality of the Rotorua lakes. (iii) Utilise river investigation projects to advocate for improved water quality in Rangitaiki River. (iv) Maintain water quality register to monitor efficacy of Regional Councils. (v) Review and support/oppose plans and consents that impact significantly upon 	<p>Report activities to each meeting of Council.</p>	<p>Involved in planning processes with District/Regional Councils as per Table 11.</p> <ul style="list-style-type: none"> (i) Submitted on RDC District Plan and continued research and monitoring around Ohau Channel Diversion. (ii) Involved with consents for nutrient absorbing bunds and storm detention bunds in tributary streams. (iii) Attended Rangitaiki River Forum meeting. (iv) Register maintained. (v) Submitted on consents as per Table 12. <p>All activities reported to Council bimonthly</p>



Eastern Fish and Game Council

sports fish/game bird habitat values, or angler and hunter access.		
--	--	--

Table 11: Planning processes submitted to, hearings, appeals and/or mediations in which we have been involved

Authority	Process
Environment Bay of Plenty Regional Council	<ul style="list-style-type: none"> • Regional Policy Statement • Kaimai Catchments Forum • Regional Water Advisory Panel • Coastal Policy Statement
Rotorua District Council	<ul style="list-style-type: none"> • Proposed District Plan
Whakatane District Council	<ul style="list-style-type: none"> • Proposed District Plan
Gisborne District Council	<ul style="list-style-type: none"> • Freshwater Advisory Group

Table 12: Summary of Consent Applications received

Consent activity	Number of applications
Total number of consents received	19
No action required	1
No concerns letter	1
Section 95E3a approval	15
Conditions imposed	1
Section 96 supported	1
Review ongoing	0

1220: Works and Management: Wildlife Management Reserves

Project and Objective	Performance Measure	Actual Result
<p>1221 Reserves Management Manage water levels and habitat in wildlife management reserves, advocate and maintain optimum conditions for waterfowl.</p> <p>(i) Intensively manage stand holder habitat maintenance requirements on revolving basis.</p> <p>(ii) Continue managed wetland maintenance programme including water reticulation systems in Kaituna, Bregmans and Orini. Implement regular habitat and water inspections in</p>	<p>Report activities to each meeting of Council.</p>	<p>(i) Stands managed and ballot holder meeting completed.</p> <p>(ii) Annual mowing and spraying programme completed. Water reticulation for Bregmans, Kaituna and Orini WMR's completed. Monthly habitat and water inspections in all managed wetlands undertaken. Funding obtained from the Bay</p>



<p>managed wetlands. Obtain funding to implement recommended water supply option for Awakaponga.</p> <p>(ii) Initiate productivity investigations to identify methods for increasing juvenile productivity from Reserves and other habitats.</p>		<p>of Plenty Regional Council Innovation Fund to enhance water levels within Awakaponga Wildlife Management Reserve (\$30,000).</p> <p>(iii) Monitored 5 ponds for juvenile productivity. Reported to Council bimonthly.</p>
--	--	--

1230: Assisted Habitat: Assist habitat enhancement by individuals and organisations and manage significant projects

<i>Project and Objective</i>	<i>Performance Measure</i>	<i>Actual Result</i>
<p>1231 Maintain and Enhance Game Bird Habitat</p> <p>(i) Make submissions to regional or district council plans to address rules that are currently a barrier to habitat enhancement.</p> <p>(ii) Encourage hunters and landowners to develop wetland habitat on non public land. Make available information package and services including land owner site visits and consent advice. Use rural media to encourage wetland enhancement on non public land.</p>	<p><i>Provide advice to 20 landowners and contribute to the enhancement or creation of 20 ha of habitat. Report activities and participation to each meeting of Council.</i></p>	<p>(i) Submissions made to Planning Processes as per Table 11.</p> <p>(ii) Landowner information/advice provided to 14 landowners for 27.8 ha of habitat creation or enhancement.</p> <p>Reported to Council bimonthly.</p>
<p>1232 Habitat Creation Projects</p> <p>(i) Manage year six of Ohaaki Wetland development.</p> <p>(ii) Communicate pond enhancement opportunities to rural communities and monitor East Coast pond enhancement trials.</p> <p>(iii) Make one application to external funding providers for a habitat creation project in the Eastern Region.</p> <p>(iv) Assist in wetland habitat</p>	<p><i>Report enhancement activities to each meeting of Council. Make one application for external funding for enhancement project. Report WCEET activities before 31 August 2014.</i></p>	<p>(i) Ohaaki Wetland final infill planting and bund management with WCEET funding undertaken.</p> <p>(ii) Quarterly monitoring of planting and bird numbers undertaken of 5 trial stock ponds on one property, and other east coast ponds assisted.</p>



<p>creation and enhancement in the Waikato River catchment through WCEET trustee and project manager participation.</p> <p>(v) Manage Waikaremoana Sports Fish Fund allocations for habitat work in the Wairoa River catchment.</p>		<p>(iii) Application to BOPRC Innovation Fund approved for Awakaponga WMR water supply.</p> <p>(iv) WCEET Trustee and project management carried out during the year.</p> <p>All enhancement activities reported to Council bimonthly</p>
<p>1233 Drain Management Advocate for waterfowl sensitive drain management practices and enhance drain habitats. Continue encouraging drain management agencies to extend waterfowl sensitive drain management practices.</p>	<p><i>Review and increase enhancement programme to another 3km of existing drains.</i></p>	<p>Liaised with BOP Regional Council drain management staff. Brood counts completed in November 2013. Increase enhancement programme to another 3 km of existing drains not achieved, rather replanted and repaired fencing to 0.25ha on Old Rangitaiki River Channel due to stock damage. Another 600m of planting added.</p>

1240: Assess and Monitor: Assess and monitor regional trends in significant habitat areas

<i>Project and Objective</i>	<i>Performance Measure</i>	<i>Actual Result</i>
<p>1241 Monitor Waterfowl Habitats Maintain inventory of wetlands, assess their vulnerability and identify wetland deficient areas through participation with Wetland Forum groups and Regional Council databases. Continue raising profile of significant wetlands for enhancement such as Lake Aniwhenua /Aniwhenua.</p>	<p><i>Report activities to each meeting of Council.</i></p>	<p>Participated in regular Wetland Forums, with significant wetlands profile regularly raised.</p>



ANGLER AND HUNTER PARTICIPATION AND SERVICES

Goal


To encourage angler and hunter participation while maintaining the quality of the recreational experience.

SUMMARY OF RESOURCES

Code	Project Cluster	Budget			Actual		
		Total Expense	Income	Net Cost	Total Expense	Income	Net Cost
1310	Access	\$55,602	\$0	\$55,602	\$31,788	\$0	\$31,788
1330	Newsletters	\$45,548	\$0	\$45,548	\$27,295	\$0	\$27,295
1340	Other Publications	\$6,608	\$0	\$6,608	\$6,012	\$0	\$6,012
1350	Training	\$49,161	\$11,000	\$38,161	\$48,344	\$13,380	\$34,964
1360	Club Relations	\$12,920	\$0	\$12,920	\$6,110	\$0	\$6,110
1370	Huts	\$2,914	\$400	\$2,514	\$2,431	\$509	\$1,922
Total		\$172,753	\$11,400	\$161,353	\$121,980	\$13,889	\$108,091

1310: Angler and Hunter Access: To maintain and enhance access to the sports fish and game bird resources of the Eastern Region

Project and Objective	Performance Measure	Actual Result
<p>1311 Maintain & Enhance Access Physical and legal access to angling and hunting opportunities.</p> <p>(i) Maintain angling tracks – Ngongotaha and Waiteti Streams, Tarawera, Waioeka and Rangitaiki Rivers.</p> <p>(ii) Allocate and manage hunting in Fish & Game managed Wildlife Management Reserves and wetlands.</p> <p>(iii) Maintain signs and enhance access through signage at key fishing and hunting access points. Maintain signage inventory databases.</p> <p>(iv) Advocate for improved access through forestry such as Kaingaroa, and resolution of identified captured access</p>	<p><i>Maintain access tracks to 69 km of Rangitaiki River & tributaries and 6 km of Ngongotaha and Waiteti Streams.</i></p> <p><i>Maintain signage database.</i></p> <p><i>Report activities to each meeting of Council.</i></p>	<p>(i) Access tracks maintained as required.</p> <p>(ii) Access signage maintained and database updated.</p> <p>(iii) Access issue register maintained. Liaison continued with Walking Access Commission including regarding submissions to OIO in relation to proposed sales of land to overseas interests.</p> <p>(iv) Liaison continued with landowners and Forest Managers. Reported to Council bimonthly.</p>



<p>areas. Make submissions to the Walking Access Commission and ensure that provision for Public access is made in relevant Treaty of Waitangi settlements.</p>		
---	--	--

1330: Newsletters, Licence holder communications: To effectively inform anglers and hunters of matters relating to Fish & Game and opportunities for increased participation.

<i>Project and Objective</i>	<i>Performance Measure</i>	<i>Actual Result</i>
<p>1331 Inform Anglers & Hunters Prepare and circulate monthly newsletters (E-zine) to clubs and respond to angler and hunter enquiries. Identify options for increasing participation through specific activities.</p>	<p><i>Prepare and circulate 12 monthly electronic newsletters.</i></p>	<p>9 'Reel Life' and 3 'Both Barrels' newsletters were produced and distributed. The Reel Life e-zine did not have regional input for the months of June, July and August. Angler and hunter enquiries responded to as they occurred. Angling opportunity quantification not completed.</p>
<p>1332 Fish & Game Magazine Prepare and mail two issues of Fish and Game New Zealand to 2013-2014 whole season fish licence holders and 2013 whole season game licence holders. Prepare and distribute pre-season newsletters.</p>	<p><i>Mail fish issue August 2014 (approx. 9,500), game issue April 2014 (approx. 3,700). Distribute pre fish and game season newsletters.</i></p>	<p>Two pages completed for both the Fish & Game fishing magazine supplement (9,000) and the hunting magazine supplement (3,800). A 12 page hunting and 16 page fishing newsletter also completed and distributed to licence holders and licence agents.</p>
<p>1333 Fishing Reports Prepare and circulate monthly fishing reports during 2013-2014 season. Increase use of social media to inform anglers and hunters of current fishing and hunting conditions.</p>	<p><i>Prepare and circulate 12 monthly fishing reports.</i></p>	<p>9 fishing reports completed and distributed with the 'Reel Life' e-zine. 211 messages were 'Tweeted' on a variety of topics. Reported to Council bimonthly.</p>
<p>1334 Maintain Internet Site Maintain and regularly update</p>	<p><i>Report activities to each</i></p>	<p>Over 20 site updates were</p>



Fish & Game information on Eastern Region website.	<i>meeting of Council.</i>	completed during the year. Reported to Council bimonthly.
--	----------------------------	---

1340: Informational Publications: To assist anglers and hunters to access the hunting and fishing opportunities of the Eastern Region

<i>Project and Objective</i>	<i>Performance Measure</i>	<i>Actual Result</i>
1341 Information Pamphlets Review and if necessary reprint pamphlets, address information deficiencies and use website and other forms of communication to make access information more readily available. Maintain stocks of information pamphlets in licence agents and other outlets throughout the region.	<i>Report on stocks of information pamphlets and activities to each meeting of Council.</i>	Updated versions of the Ruakituri river and Rotorua Lakes brochures produced. Reported to Council bimonthly.

1350: Angler and Hunter Training: To encourage new participants to take up angling and hunting

<i>Project and Objective</i>	<i>Performance Measure</i>	<i>Actual Result</i>
1351 Childrens Fishing Programme Operate children's fishing programme in conjunction with Rotorua Anglers Association and identify options to increase participation.	<i>Provide 2,000 two-year-old fish. Report activities and participation to each meeting of Council.</i>	Surplus trout from last season children's fish programme were held over and as a result no additional stocking was required. Reported to Council bimonthly.
1352 Angler/Hunter Training (i) Provide angler and hunter training information and make available novice hunter/angler starter packs. (ii) Conduct angling training seminars. (iii) Initiate novice hunter training programme.	<i>Provide three angler information seminars. Participate in HUNTS programme for hunter training.</i>	3 Angler/hunter training events were held including open day, one summer fishing tuition and one HUNTS course. Junior duck hunter mentor trial did not occur due to short hunting season.
1353 Angler/Hunter Enquiries Respond to enquiries for information from anglers and hunters.	<i>Provide information and respond to enquiries promptly.</i>	Angler/hunter enquiries responded to in a timely manner.
1354 Fishing Competitions Review applications to hold	<i>Respond to applications</i>	39 Fishing Competition



<p>fishing competitions and grant permits where appropriate.</p>	<p><i>within five working days and report on permits granted to each meeting of Council.</i></p>	<p>permits granted within five days of receipt of application. Reported to Council bimonthly.</p>
--	--	---

1360: Club Relations: To maintain communications with Fish & Game related clubs

<i>Project and Objective</i>	<i>Performance Measure</i>	<i>Actual Result</i>
<p>1361 Fish & Game Club relations Maintain club register and provide news updates to clubs on a monthly basis, attend club meetings as appropriate.</p>	<p><i>Attend at least 20 club meetings by 31 August 2014. Provide report to each meeting of Council.</i></p>	<p>20 Club meetings or events attended by staff. Reported to Council bimonthly.</p>

1370: Fish and Game Huts

<i>Project and Objective</i>	<i>Performance Measure</i>	<i>Actual Result</i>
<p>1371 Fish and Game Huts Maintain Fish & Game huts at Waikaremoana, and Wairua.</p>	<p><i>Report maintenance activities to each meeting of Council.</i></p>	<p>Huts maintained as required. Reported to council bimonthly.</p>



PUBLIC INTERFACE

Goal


To maximise public awareness of the values associated with the sports fish and game bird resource, and support for the management role of Fish and Game New Zealand.

SUMMARY OF RESOURCES

Code	Project Cluster	Budget			Actual		
		Total Expense	Income	Net Cost	Total Expense	Income	Net Cost
1410	Liaison	\$9,265	\$0	\$9,265	\$13,763	\$0	\$13,763
1420	Communication	\$25,225	\$0	\$25,225	\$9,789	\$0	\$9,789
1440	Public Promotions	\$25,064	\$0	\$25,064	\$11,847	\$0	\$11,847
1450	Visitors/Education	\$15,250	\$77,700	-\$62,450	\$5,359	\$77,699	-\$72,340
	Total	\$74,804	\$77,700	-\$2,896	\$40,758	\$77,699	-\$36,941

1410: Liaison: To avoid conflicts and maintain effective advocacy and liaison with statutory resource management agencies

<i>Project and Objective</i>	<i>Performance Measure</i>	<i>Actual Result</i>
<p>1411 Statutory Liaison and Political awareness</p> <p>Maintain a structured liaison and advocacy programme with key agencies and individuals. Make submissions to Regional Council's Senior Manager Team (SMT) and DoC regional conservators on significant regional matters. Engage in governor-governor meetings where appropriate. Ensure political awareness of Fish & Game activities and support for improved habitat performance.</p>	<p><i>(i) Regional manager to meet with Regional Councils SMT and DoC conservators twice yearly. Staff attendance at Conservation Board meetings at least annually.</i></p> <p><i>(ii) Regional manager/Councillors to visit all electorate MPs during the year. Report activities to each meeting of Council.</i></p>	<p>(i) Met with Bay of Plenty Regional Council Group Manager once, DoC regional Directors once. Continued with Taupo Fishery Review. One EC/BOP and one TWT Board meeting attended and provided regular information to F&G Councillors in Board liaison roles.</p> <p>(ii) Manager met with Rotorua National MP and Maori Party MP. Reported to Council bimonthly.</p>



1420: Communication: Develop and maintain effective communication with the wider public and the media, stakeholders and strategic allies

<i>Project and Objective</i>	<i>Performance Measure</i>	<i>Actual Result</i>
<p>1421 Public Communications To advocate the interests of anglers and hunters through maintaining effective communication with non statutory groups or individuals such as farmers, Iwi and the general public.</p> <p>(i) Implement regional public awareness programme and identify and progress marketing opportunities.</p> <p>(ii) Maintain a strong presence in general public media.</p> <p>(iii) Engage with rural community. Encourage mutual attendance at Federated Farmers and Fish & Game meetings. Participate in rural initiatives with mutual benefits such as Ballance Environmental Awards and Farm Open Days.</p> <p>(iv) Engage with Iwi. Initiate more formal relationships with key Iwi groups across the region and participate in Treaty Settlement processes that affect anglers and hunters..</p>	<p><i>(i) Contribute to national public awareness network.</i></p> <p><i>(ii) Manage website to increase effectiveness as a tool for public awareness and communicating with licence holders.</i></p> <p><i>(iii) Prepare and distribute 40 media press releases before 31 August 2014.</i></p> <p><i>(iv) Attend one Federated Farmers meeting and participate with Ballance Farm Environment Awards and Farm Open Days.</i></p>	<p>(i) One National public awareness network meeting attended.</p> <p>(ii) Website managed and updated as required. Weekly contribution to RotoruaNZ website blog.</p> <p>(iii) 94 media releases were prepared and distributed during the year.</p> <p>(iv) Staff attended one Federated Farmers meeting but did not participate with the Ballance Farm Environment Awards or farm open days.</p> <p>Iwi engagement with submissions to Te Urewera-Tuhoe and Nga Punawai o Te Tokotoru Settlement Bills and meetings with Te Arawa. Communication activities reported to Council bimonthly.</p>

1440: Promotions: To actively promote the work of Fish & Game with the wider public and the media

<i>Project and Objective</i>	<i>Performance Measure</i>	<i>Actual Result</i>
<p>1441 Public Promotions Develop and increase Fish & Game New Zealand presence via promotional events such as Boat Shows and public “open day”.</p>	<p><i>(i) Support national public awareness events.</i></p> <p><i>(ii) Conduct Fish & Game Open Day at Ngongotaha site.</i></p>	<p>(i) Attended Tauranga Boat show in November 2013</p> <p>(ii) Fish & Game Open day held in September 2013.</p>



1460: Visitors /Education: To educate the wider public on the role of Fish & Game New Zealand

<i>Project and Objective</i>	<i>Performance Measure</i>	<i>Actual Result</i>
1461 Education To educate people in sports fish and game bird management, conservation, and angling and hunting. Use Ngongotaha hatchery facility to promote Fish & Game to educational groups and the wider public. Facilitate school and other educational visits to the hatchery complex.	<i>Conduct 12 presentations to schools or outside organisations by 31 August 2014. Provide report detailing hatchery and school visits to each meeting of Council.</i>	Presentations were given to 13 schools/outside organisations. Reported to Council bimonthly.



COMPLIANCE

Goal

To protect the sports fish and game bird resource and its user management through enforcement and education of legislative requirements.

SUMMARY OF RESOURCES

Code	Project Cluster	Budget			Actual		
		Total Expense	Income	Net Cost	Total Expense	Income	Net Cost
1510	Ranging	\$49,952	\$0	\$49,952	\$56,102	\$0	\$56,102
1520	Ranger Training	\$5,632	\$0	\$5,632	\$6,331	\$0	\$6,331
1530	Compliance	\$12,581	\$7,500	\$5,081	\$25,210	\$5,328	\$19,882
	Total	\$68,165	\$7,500	\$60,665	\$87,643	\$5,328	\$82,315

1510: Ranging: Maintain compliance with angling and hunting regulations through enforcement activities

<i>Project and Objective</i>	<i>Performance Measure</i>	<i>Actual Result</i>
<p>1511 Compliance Maintain a high level of participant contact through enforcement and monitor compliance with licensing and season conditions.</p>	<p><i>Organise ranging activity to achieve 3,500 angler and hunter contacts. The compliance of 95% of anglers and hunters contacted with legal requirements and season regulations. Provide report to each meeting of Council.</i></p>	<p>3,623 angler/hunter contacts. Compliance rate overall in excess of 98% compliant. 58 persons dealt with for 97 separate offences (Table 13). Warrantless powers of entry and or search (Sec 39 Wildlife Act 1953 and Sec 40 Conservation Act 1987) exercised on 36 occasions while carrying out game bird hunter ranging or while investigating alleged offences. Reported to council bimonthly.</p>

1520: Ranger Training: To ensure effective ranging across the region with suitably trained and resourced personnel

<i>Project and Objective</i>	<i>Performance Measure</i>	<i>Actual Result</i>
<p>1521 Manage regional Honorary Rangers Manage the regional network of</p>	<p><i>Complete one organised training exercise for</i></p>	<p>12 Honorary Rangers maintained. One regional</p>



<p>Honorary Fish & Game Rangers and ensure that a sufficient level of training and support is provided.</p>	<p><i>honorary rangers and report to Council by 31 August 2014.</i></p>	<p>training day conducted. Resourced the North Island Compliance coordinator role, 1 two-day initial ranger safety training weekend held in conjunction with Department of Conservation. Reported to council bimonthly.</p>
---	---	---

1530: Compliance/Prosecutions: To follow a consistent policy driven approach to dealing with non-compliance to regulations

<i>Project and Objective</i>	<i>Performance Measure</i>	<i>Actual Result</i>
<p>1531 Prosecution of offenders Follow Council Prosecution and Reparation Policies to prosecute individuals found unlicensed or in non-compliance with season regulations without just cause.</p>	<p><i>Report details of prosecutions to each meeting of Council.</i></p>	<p>Offence resolution as per Table 14. 58 offenders dealt with for 97 offences. Reported to council bimonthly.</p>

Table 13: Offence table 2013-2014 year

Offence name	Numbers
Fish without licence	28
Fish closed waters	13
Fish with illegal tackle	15
Give false details	1
Fish more than one rod	4
Possession of sports fish unlawfully taken	1
Disturb spawning gravels	5
Take trout with net	1
Possession of net/spear – vicinity of spawning stream	3
Hunt without licence	4
Possess/use lead shot ammunition	12
Exceed bag limit - game	3
Hunt/possession illegal/protected species	2
Obstruction	1
Hunt/kill game with motor vessel	2
Unlawfully found in enclosed property	2
Total	97




Table 14: Resolution of offences 2013-2014 year

Resolution Type	Number of offenders
Prosecution	18
Reparation	22
Youth warning	6
Adult warning	10
Other/insufficient evidence	2
Total	58



LICENSING

Goal

To optimise the sale of angling and hunting licences as valued products.

SUMMARY OF RESOURCES

Code	Project Cluster	Budget			Actual		
		Total Expense	Income	Net Cost	Total Expense	Income	Net Cost
1610	Licence Production	\$24,893	\$1,462,193	-\$1,437,300	\$18,181	\$1,380,414	-\$1,362,233
1620	Agent Servicing	\$16,457	\$0	\$16,457	\$13,948	\$0	\$13,948
1630	Agent Payments	\$73,110	\$0	\$73,110	\$64,471	\$0	\$64,471
Total		\$114,460	\$1,462,193	-\$1,347,733	\$96,600	\$1,380,414	-\$1,283,814

1610: Licensing: Maintain and monitor a readily available and efficient licensing system

Project and Objective	Performance Measure	Actual Result
<p>1611 Licence production and distribution To issue fishing and hunting licences and the appropriate regulations in a timely manner.</p>	<p><i>To have available fish licences and regulation guides for the 2013-2014 season by 1 September, 2013. To have available game licences and regulation guides for the 2014 season by 31 March, 2014.</i></p>	<p>(i) Fish licences and regulation guides were available for purchase on 16 August 2013. (ii) Game licences and regulation guides were available for purchase on 20 March 2014.</p>
<p>1612 National licence management To support the operation of the national licence management provider. Evaluate licence sales information during the year and identify targeted marketing opportunities.</p>	<p><i>Provide detailed reports of licence sales performance to each meeting of Council.</i></p>	<p>Licence sales reported to Council bimonthly and monitored throughout the year.</p>
<p>1613 Licence availability To enable licences to be purchased conveniently by anglers and hunters through retailers and providing Internet services.</p>	<p><i>Provide report of licence sales by channel to each meeting of Council.</i></p>	<p>Liaised with external provider to ensure licence availability. Maintained 60 licence retailers within the region. Participated in National Licence working party. Reported to Council bimonthly.</p>




Table 15: Licence sales performance

	FISH					GAME				
	2009/10	2010/11	2011/12	2012/13	2013/14	2009/10	2010/11	2011/12	2012/13	2013/14
AWS	4,833	4,525	4,516	4,270	4186	3,473	3,487	3,300	3,136	3,044
JWS	480	468	454	426	362	412	368	383	360	351
Family	3,749	3,483	3,431	3,411	3375	-	-	-	-	-
AWTR	1,271	1,132	1,084	954	1012	-	-	-	-	-
JWTR	106	115	115	89	79	-	-	-	-	-
A24HR	8,886	7,976	8,213	8,538	7,799	119	152	190	177	181
J24HR	794	620	530	547	493	8	6	7	10	13
Total	20,119	18,319	18,343	18,235	17,306	4,012	4,013	3,880	3,683	3,589
LEQ	12,404	11,471	11,401	11,041	10,768	3,582	3,593	3,414	3,246	3,152

AWS -Adult Whole Season, JWS -Junior Whole Season, AWTR -Adult Winter, JWTR -Junior Winter, A24HR -Adult 24 hour, J24HR -Junior 24 hour

1620: Agent Servicing: Management and support of Fish & Game licensing through licence agents

Project and Objective	Performance Measure	Actual Result
<p>1621 Licence Agent support Communicate and work with licence agents to support the licence management provided by Eyede, providing agent training as required.</p>	<p>Complete at least three visits to all significant licence resellers by 31 August 2014.</p>	<p>Regular visits and checks on significant licence agents undertaken by 31 August 2014. Four book collections completed and regular contact by administration staff throughout the year.</p>



COUNCIL

Goals

To provide for the democratic governance of the fish and game system by fish and game licence holders.

SUMMARY OF RESOURCES

Code	Project Cluster	Budget			Actual		
		Total Expense	Income	Net Cost	Total Expense	Income	Net Cost
1720	Council Meetings	\$46,815	\$0	\$46,815	\$55,015	\$0	\$55,015
	Total	\$46,815	\$0	\$46,815	\$55,015	\$0	\$55,015

1720: Council Meetings: Effective governance and efficient Council support

<i>Project and Objective</i>	<i>Performance Measure</i>	<i>Actual Result</i>
<p>1721 Council The effective direction of the management of the Council's business. Keep Council informed of relevant national and regional matters. Prepare information reports and agenda for Council meetings and any minutes resulting from these meetings. Develop Council governance evaluation process.</p>	<p><i>Hold at least 6 meetings of the Eastern Fish & Game Council by 31 August 2014. Distribute meeting agendas 10 days prior and draft minutes within three weeks of meeting.</i></p>	<p>Six regular Council meetings completed before 31 August 2014. Agendas and minutes all distributed within required time.</p>



PLANNING AND REPORTING

Goal

To meet Fish & Game's statutory reporting requirements.

SUMMARY OF RESOURCES

Code	Project Cluster	Budget			Actual		
		Total Expense	Income	Net Cost	Total Expense	Income	Net Cost
1810	Management Planning	\$1,950	\$0	\$1,950	\$1,982	\$0	\$1,982
1820	Annual Planning	\$13,287	\$0	\$13,287	\$8,270	\$0	\$8,270
1830	Reporting	\$44,939	\$0	\$44,939	\$34,967	\$0	\$34,967
1840	National Liaison	\$23,850	\$0	\$23,850	\$77,058	\$0	\$77,058
	Total	\$84,026	\$0	\$84,026	\$122,277	\$0	\$122,277

1810: Sports Fish and Game Bird Management Plan

<i>Project and Objective</i>	<i>Performance Measure</i>	<i>Actual Result</i>
1811 2013-2023 Management Plan To publish the approved Sports Fish and Game Management Plan.	<i>The publication of an approved Sports Fish and Game Management Plan by 31 August 2014.</i>	The Draft Sports Fish and Game Management Plan was approved by the Minister in July 2014. Copies were published and distributed in August 2014.

1820: Annual Planning

<i>Project and Objective</i>	<i>Performance Measure</i>	<i>Actual Result</i>
1821 OWP preparation To prepare an operational work plan for the 2014-2015 year.	<i>The adoption of a proposed operational work plan for 2014-2015 by the Council by 31 August 2014.</i>	2014-2015 Operational Work Plan adopted by Council at meeting of Council 20 August 2014.



1830: Reporting and Audit

<i>Project and Objective</i>	<i>Performance Measure</i>	<i>Actual Result</i>
<p>1831 Annual Report and Statement of Service Performance To complete an Annual Report and Statement of Service Performance for the 2012-2013 year.</p>	<p><i>Conduct quarterly staff meeting reviews of performance against OWP targets. The adoption of the audited 2012-2013 annual report by Council, and presentation to a public annual general meeting not later than 30 November 2013, as well as to the Minister of Conservation.</i></p>	<p>Financial statements for 2012-2013 year prepared, audited in October 2013. Unqualified audit opinion issued 19 November 2013. Annual Report presented to Parliament, and annual meeting 27th November 2013. SOSP completed and included in audited statement of accounts. Three quarterly reviews of performance against OWP targets completed.</p>

1840: National Liaison

<i>Project and Objective</i>	<i>Performance Measure</i>	<i>Actual Result</i>
<p>1841 New Zealand Fish & Game liaison The maintenance of effective liaison with New Zealand Fish & Game to meet all statutory requirements and contribute to the efficient management of Fish & Game nationally.</p>	<p><i>Attend all meetings of the Regional Fish & Game Council managers and participate where required with working parties established by the New Zealand Council.</i></p>	<p>All Managers meetings attended. Staff undertook national roles with North Island compliance coordinator, RMA and PA Groups, licence working party and coordinating national game bird monitoring.</p>



ADMINISTRATION

Goal

To manage the business of the core functions of the Eastern Fish and Game Council effective and efficient manner.

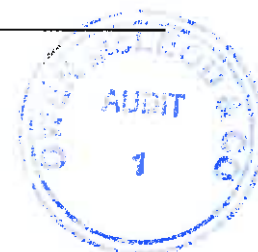
1920: Staff Co-ordination and Training

<i>Project and Objective</i>	<i>Performance Measure</i>	<i>Actual Result</i>
1921 Staff communications Maintain regular staff communications and involvement in overall operations of Fish & Game.	<i>Hold at least 30 staff meetings before 31 August 2014.</i>	Staff meetings held weekly.
1922 Staff Training Organise specific training opportunities to suit the individual requirements of staff.	<i>Report staff training to each meeting of Council.</i>	Training undertaken during the year is shown below and reported to Council bimonthly.
1923 Employment Carry out employment procedures as required.	<i>Report any activities to Council by 31 August 2014.</i>	No changes to staff during the year. Annual performance reviews completed.
1924 OSH Ensure that Fish & Game operations meet Occupational Safety and Health standards.	<i>Hold monthly OSH and Hazard Identification staff meetings. Report compliance with OSH requirements to each meeting of Council.</i>	10 Monthly hazard identification meetings held, activities and accidents reported to Council bimonthly.

Staff Training for the year included (number of staff participating);

- | | |
|---|---------------------------------------|
| 5 First Aid refresher courses | 1 Chemical approved handler renewal |
| 6 Powerboat Level 2 refresher | 1 Wetland restoration symposium |
| 2 Ranger certification training | 1 Leadership Development Course |
| 2 New Zealand Freshwater Science Society Conference | 12 Te Reo Maori language introduction |

Staff Training is reported to council bimonthly.



1970: General

<i>Project and Objective</i>	<i>Performance Measure</i>	<i>Actual Result</i>
1972 Continue to maintain an efficient accounting system.	<i>Review financial performance and compare to budget at monthly intervals. Provide financial report to each meeting of Council.</i>	(i) Computer based accounting system maintained with financial performance compared to budget and reported to project managers monthly. (ii) A financial report was provided to Council bimonthly.



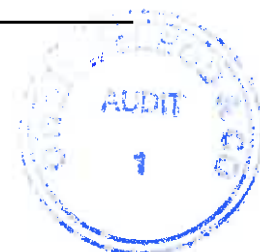
FINANCIAL STATEMENTS

**For the year ended
31 August 2014**

**EASTERN FISH AND GAME COUNCIL
STATEMENT OF COMPREHENSIVE INCOME
FOR THE YEAR ENDED 31 AUGUST 2014**

	Note	Actual 2014	Budget 2014	Actual 2013
REVENUE				
Fish and Game Licence Sales	3	1,380,414	1,462,193	1,414,471
Other Revenue		302,689	266,516	252,616
	3	1,683,103	1,728,709	1,667,087
EXPEDITURE				
Species Activities	4	546,419	493,608	531,746
Habitat Protection & Management	4	273,705	338,632	286,170
Angler & Hunter Participation	4	121,980	172,753	132,400
Public Interface	4	40,758	74,804	56,650
Compliance	4	87,643	68,165	87,040
Licensing	4	96,600	114,460	114,395
Council	4	55,015	46,815	52,188
Planning & Reporting	4	122,277	84,026	110,481
		1,344,397	1,393,263	1,371,070
NZF&G Levies		355,388	355,388	367,525
TOTAL EXPENDITURE		1,699,785	1,748,651	1,738,595
NET SURPLUS/(DEFICIT)		(16,682)	(19,942)	(71,508)

The accompanying notes form an integral part of these financial statements



EASTERN FISH AND GAME COUNCIL
STATEMENT OF FINANCIAL POSITION
AS AT 31 AUGUST 2014

	Note	Actual 2014	Budget 2014	Actual 2013
CURRENT ASSETS				
Cash & Cash Equivalents	6	162,699	106,077	121,570
Debtors & Other Receivables	7	159,600	118,000	116,355
Prepayments & Income Accrued		19,098	18,000	17,465
Inventories	8	140,360	131,660	131,660
Investments	9	434,475	500,000	655,511
Total Current Assets		916,232	873,737	1,042,561
NON CURRENT ASSETS				
Forestry Asset	10	77,000	62,660	62,660
Property, Plant & Equipment	11	879,243	915,514	851,660
Total Non-Current Assets		956,243	978,174	914,320
TOTAL ASSETS		1,872,475	1,851,911	1,956,881
CURRENT LIABILITIES				
Creditors & Other Payables	12	130,331	100,000	184,022
Employee Entitlements	13	66,973	80,000	81,006
Total Current Liabilities		197,304	180,000	265,028
TOTAL LIABILITIES		197,304	180,000	265,028
NET ASSETS		1,675,171	1,671,911	1,691,853
EQUITY	14	1,675,171	1,671,911	1,691,853

The accompanying notes form an integral part of the Financial Statements



EASTERN FISH AND GAME COUNCIL
STATEMENT OF CHANGES IN EQUITY
FOR THE YEAR ENDED 31 AUGUST 2014

	Note	Actual 2014	Budget 2014	Actual 2013
Balance at 1 September		1,691,853	1,691,853	1,763,361
Net Surplus/(Deficit)		(16,682)	(19,942)	(71,508)
Total recognised Revenue & Expenses for the period		(16,682)	(19,942)	(71,508)
Balance 31 August	14	1,675,171	1,671,911	1,691,853

The accompanying notes form an integral part of the Financial Statements



**EASTERN FISH AND GAME COUNCIL
NOTES TO AND FORMING PART OF THE
FINANCIAL STATEMENTS
FOR THE YEAR ENDED 31 AUGUST 2014**

Note 1: STATEMENT OF SIGNIFICANT ACCOUNTING POLICIES

A) Reporting Entity

The Eastern Fish and Game Council is a Public Entity under the Public Finance Act 1989 (Schedule 4).

The Council was established on 4 May 1991 with the passing of the Conservation Law Reform Act 1990.

These financial statements have been prepared in accordance with Section 153-6 of the Crown Entities Act 2004.

B) Basis of Preparation

Financial reporting standards applied

The financial statements have been prepared in accordance with generally accepted accounting practice in New Zealand, applying New Zealand equivalents to International Financial Reporting Standards (NZ IFRS) as appropriate to Public benefit entities that qualify for differential reporting.

Differential reporting

The Council qualifies for differential reporting exemptions because it is not publicly accountable as defined in the Framework for Differential reporting (the Framework) and it is not large. Many of the reporting exemptions available under the Framework have been applied.

Measurement base


The financial statements are prepared on the historical cost basis, unless otherwise noted in a specific accounting policy.

Presentation Currency

These financial statements are presented in New Zealand dollars.

C) Significant Accounting Policies

The accounting policies used in the preparation of these financial statements are set out below. The policies have been consistently applied to all the years presented.



Revenue Recognition

The Eastern Fish and Game Council derives revenue through the sale of fish and game licences, interest, sales of fish and product, contracts, rentals, grants and miscellaneous sales. All are recorded as revenue in the period they are earned. However for any grants, where there are unfulfilled conditions attaching to the grants, the unfulfilled amount is recognised as a liability and released to income as the conditions are fulfilled.

Operating Leases

Leases that do not transfer substantially all risks and rewards incidental to ownership of an asset to the Council are classified as operating leases. Lease payments under an operating lease are recognised as an expense on a straight line basis over the term of the lease in the statement of financial performance.

Finance Leases

Leases that transfer to the Council substantially all the risks and rewards incidental to ownership of an asset, whether or not title is eventually transferred, are classified as finance leases.

Finance lease payments are apportioned between the finance charge and the reduction of the outstanding liability. The finance charge is allocated to each period during the lease term on an effective interest basis.

Income Tax

The Council is a public authority and consequently is exempt from the payment of income tax.

Depreciation

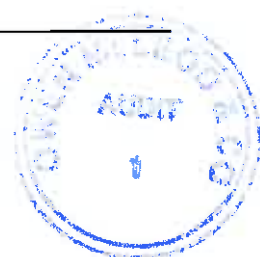
Depreciation is charged on all property, plant and equipment other than land, so as to spread the cost of the asset over its useful life. Depreciation for each of the major categories of assets is calculated on the basis noted below:

All Assets Purchased prior to 1 September 2010 are calculated as:

	<u>Life</u>	<u>Depreciation Method</u>
Buildings	40 years	Straight Line
Plant & Equipment	2-10 years	Diminishing Value
Motor Vehicles	3-5 years	Diminishing Value
Office Fittings, Furniture & Equipment	2-10 years	Diminishing Value

All Assets Purchased after 1 September 2010 are calculated as:

	<u>Life</u>	<u>Depreciation Method</u>
Buildings	40 years	Straight Line
Plant & Equipment	2-20 years	Straight Line
Motor Vehicles	5-10 years	Straight Line
Office Fittings, Furniture & Equipment	2-20 years	Straight Line



Financial Assets and Liabilities

The Council's financial assets comprise cash and cash equivalents, debtors, prepayments, GST receivable and investments. All of these financial assets are categorised as "loans and receivables" for accounting purposes in accordance with financial reporting standards.

The Council's financial liabilities comprise creditors, income in advance, accrued expenses and employee entitlements. All of these financial liabilities are categorised as "financial liabilities measured at amortised cost" for accounting purposes in accordance with financial reporting standards.

Cash and Cash Equivalents

Cash and cash equivalents include cash on hand, bank balances, deposits held at call with banks, and other short term highly liquid investments with original maturities of three months or less.

Debtors and Other Receivables

Debtors represents items that the Council has issued licences or invoices for, but has not received payment for at year end. They are initially recorded at fair value and subsequently at the amount the Council realistically expects to receive. A provision for impairment of Debtors is established where there is objective evidence the Council will not be able to collect all amounts due according to the original terms of the debt.

Prepayments and Income Accrued

Prepayments represent expenses incurred by the Council within the current year which relate to a future period. Income accrued represents interest and other receivables which relate to the current period but were receipted post balance date.

Inventories - Trout

Inventories held for distribution consists of yearlings and 2+ year old trout held at year end for either the release into Eastern Fish & Game lakes or sale to other Fish & Game regions. They are valued at the lower of cost and current replacement cost.


Investments

Short term deposits have maturities between three months and one year. Investments in deposits are measured at amortised cost using effective interest method.

At balance date the Council assesses whether there is any objective evidence that an investment is impaired. Any impairment loss is recorded as an expense in the Statement of Financial Performance.

Forestry Assets

Forestry holdings are valued at fair value less estimated point of sale costs. Forestry assets were valued by registered valuer Reid & Reynolds Ltd trading as Telfer Young as at 31 August 2014.



Property, Plant and Equipment

Property, plant and equipment transferred to the Council on 31.8.91 and 22.12.92 is recorded at deemed cost based on fair value as at that date, less accumulated depreciation and impairment losses.

Property, plant and equipment purchased since that date is recorded at cost or in the case of donated assets, fair value at the date of receipt, less accumulated depreciation and impairment losses. Cost or fair value as the case may be, includes those costs that relate directly to bringing the asset to the location where it will be used and making sure it is in the appropriate condition for its intended use.

Property, plant and equipment acquired with individual values under \$2,000 is not capitalised, but are recognised as an expense in the Statement of Financial Performance.

Gains and losses on disposals (i.e. sold or given away) are determined by comparing the proceeds received with the carrying amounts (i.e. the book value).

Impairment of non- Financial Assets

Property plant and equipment and intangible assets that have a finite useful life are reviewed for impairment whenever events or changes in circumstances indicate that the carrying amount may not be recoverable. An impairment loss is recognised for the amount by which the asset's carrying amount exceeds its recoverable amount. The recoverable amount is the higher of the asset's fair value less costs to sell and value in use.

If an asset's carrying amount exceeds its recoverable amount, the asset is impaired and the carrying amount is written down to the recoverable amount. For revalued assets the impairment loss is recognised against the revaluation reserve for that class of asset. Where that results in a debit balance in the revaluation reserve, the balance is recognised in the statement of financial performance.

For assets not carried at a revalued amount, the total impairment loss is recognised in the statement of financial performance.

Intangible Assets - Software


Any major software acquired is capitalised and amortised over its estimated useful life of 4 years.

Creditors and Other Payables

Creditors represent liabilities for goods and services provided to the Council prior to the end of the financial year which are unpaid. Creditors are recorded at the amount of cash required to settle those liabilities. The amounts are unsecured and are usually paid within 30 days of recognition. Other payables consists of income which has been received by Council and relates to a future period.

Employee Entitlements

Salary accruals mainly reflect annual leave owing to staff and are recognised in respect of employees' services to balance date and are measured at the amounts expected to be paid when the liabilities are settled.



Sick leave is accumulated by staff but is not likely to be material and has not been accrued. There is a potential liability for sick leave of staff but that has not been possible to quantify for inclusion within the salaries accruals at balance date.

Goods and Services Tax

The financial statements have been prepared exclusive of GST, with the exception of debtors and creditors.

Restricted Reserves

Restricted Reserves are those reserves subject to specific conditions accepted as binding by the Council and which may not be revised by the Council without reference to specified purposes or when certain specific conditions are met.

Budget Figures

The budget figures are extracted from the Council budget that was approved by the Council at the November 2013 meeting.

Critical Accounting Estimates and Assumptions

In preparing these financial statements the Council has made estimates and assumptions concerning the future in regard to asset lives and impairment of assets. None of these estimates and assumptions are considered critical by the Council.

Note 2: DUCK STAMP LEVY

Levies of \$7,488 have been collected and are to be paid to Fish & Game New Zealand per the New Zealand Game Bird habitat Stamp regulations 1993.



Note 3: REVENUE SUMMARY

	Actual 2014	Budget 2014	Actual 2013
Licence Sales			
Game Sales	241,462	256,823	248,556
Fish Sales	1,138,952	1,205,370	1,165,915
	1,380,414	1,462,193	1,414,471
Species Activities			
Sale of Fish & Product	96,822	97,800	89,217
Insurance Claims	-	-	2,136
Tours	213	-	165
	97,035	97,800	91,518
Habitat			
Habitat Grazing	6,147	5,500	6,147
Waikaremoana Interest Earned	17,394	15,590	16,965
Other Habitat Funding	4,427	-	6,740
	27,968	21,090	29,852
Habitat Grants			
EBoP* Environment Enhancement Fund	-	-	5,900
WCEET*	20,299	-	45,883
WEMCT*	-	-	5,612
	20,299	-	57,395
Angler & Hunting Participation			
Fishing Competitions	4,352	4,500	3,401
Childrens Training	9,028	6,500	6,103
Rentals - Huts	509	400	426
	13,889	11,400	9,930
Public Interface			
New Zealand Council funding for Boat Show	-	-	1,500
Public Toilet Funding	77,699	77,700	-
	77,699	77,700	1,500
Compliance			
Fines	5,328	7,500	9,349
	5,328	7,500	9,349
Administraton			
Contracts -Hawkes Bay	21,214	21,214	21,214
Rentals - Staff Houses	15,756	16,300	16,553
Interest Earned	12,278	12,762	13,193
Other Income Categories	10,907	750	1,987
Donations Received	316	-	125
	60,471	51,026	53,072
Total Revenue	1,683,103	1,728,709	1,667,087

*Key

WCEET - Waikato Catchment Ecological Enhancement Trust , EBoP - Environment Bay of Plenty

WEMCT - Wairakei Environmetal Mitigation Charitable Trust



Note 4: EXPENSE ANALYSIS

Actual 2014	Direct Expense	Overhead Allocation	Actual 2014 Total
Species Management	103,102	443,317	546,419
Habitat Protection & Management	45,720	227,985	273,705
Angler & Hunter Participation	21,565	100,415	121,980
Public Interface	4,468	36,290	40,758
Compliance	3,460	84,183	87,643
Licensing	65,248	31,352	96,600
Council	10,208	44,807	55,015
Planning & Reporting	8,840	113,437	122,277
Total Operating Expenses	262,611	1,081,786	1,344,397

Budget 2014	Direct Expense	Overhead Allocation	Budget 2014 Total
Species Management	99,131	394,477	493,608
Habitat Protection & Management	88,000	250,632	338,632
Angler & Hunter Participation	21,350	151,403	172,753
Public Interface	4,100	70,704	74,804
Compliance	3,800	64,365	68,165
Licensing	74,110	40,350	114,460
Council	10,000	36,815	46,815
Planning & Reporting	9,300	74,726	84,026
Total Operating Expenses	309,791	1,083,472	1,393,263

Actual 2013	Direct Expense	Overhead Allocation	Actual 2013 Total
Species Management	96,380	435,366	531,746
Habitat Protection & Management	100,234	185,936	286,170
Angler & Hunter Participation	22,498	109,902	132,400
Public Interface	5,819	50,831	56,650
Compliance	3,917	83,123	87,040
Licensing	80,225	34,170	114,395
Council	9,657	42,531	52,188
Planning & Reporting	10,455	100,026	110,481
Total Operating Expenses	329,185	1,041,885	1,371,070



Note 4: EXPENSE ANALYSIS Cont...**Expenses included within overhead allocation**

		Actual 2014	Budget 2014	Actual 2013
Salaries		855,046	841,249	814,711
Staff Expenses		26,538	28,700	32,608
Staff Houses & Quarters		7,348	6,665	7,142
Office Premises		18,310	17,770	15,891
Office Equipment		1,229	900	1,421
Operating Lease Expense		2,586	2,600	2,569
Asset Impairment		-	-	-
Communications		21,503	22,300	21,107
General Expenses		10,106	9,270	9,074
Field Equipment		15,990	16,900	17,804
Vehicle Expenses		52,203	52,901	52,179
Depreciation	11	74,986	77,430	74,323
(Profit)/Loss on Sale of Fixed Assets		10,281	6,787	(6,944)
(Profit)/Loss on Forestry Asset		(14,340)	-	-
		1,081,786	1,083,472	1,041,885


Audit fee within Planning & Reporting		7,900	8,000	7,900
--	--	-------	-------	-------

Note 5: EXTERNALLY FUNDED PROJECTS

Summary of revenue received and direct expenditure for externally funded Habitat projects.

The following projects were undertaken in the 2013-14 financial year. These projects were not budgeted for, due to the uncertainty of the timing of the project and of the funding.

Project	Funded by	Revenue 2014	Expense 2014
Ohaaki Wetland Project	WCEET	12,038	12,038
Parnwell Wetland Project	WEMCT	8,596	8,596
Parnwell Wetland Project	Willow Creek Farm	335	335
Total		20,969	20,969



Note 6: CASH AND CASH EQUIVALENTS

	Actual 2014	Actual 2013
Cash on hand and at bank	162,699	121,570
Cash Equivalents - Term Deposits	-	-
	162,699	121,570

Note 7: DEBTORS AND OTHER RECEIVABLES


	Actual 2014	Actual 2013
Debtors and other receivables	159,600	116,355
Provision for Impairment	-	-
	159,600	116,355

Note 8: INVENTORIES - TROUT

	Actual 2014	Actual 2013
42,000 Yearlings @ \$2.90	121,800	121,800
1700 2+ year olds @ \$5.80	18,560	9,860
	140,360	131,660

Note 9: INVESTMENTS

	Actual 2014	Actual 2013
Term Deposits	434,475	655,511
Total Current portion	434,475	655,511
	434,475	655,511



Note 10: FORESTRY ASSETS

	Actual 2014	Actual 2013
Valuation	77,000	62,660
2.65 hectares of Douglas Fir - Aged 35 years Situated at Paradise Valley Road Trout Hatchery.	77,000	62,660

Note 11: PROPERTY, PLANT & EQUIPMENT

Movements for each class of property, plant and equipment are as follows:

	Land	Buildings	Plant & Equip	Vehicles	Office Equip	Total
Cost or Valuation						
Balance at 1 September 2012	93,500	944,493	169,580	373,716	60,028	1,641,317
Additions	-	2,675	-	71,948	10,233	84,856
Disposals	-	-	-	74,732	11,875	86,607
Balance At 31 August 2013	93,500	947,168	169,580	370,932	58,386	1,639,566
Balance at 1 September 2013	93,500	947,168	169,580	370,932	58,386	1,639,566
Additions	-	77,178	21,421	145,032	3,608	247,239
Disposals	-	7,000	16,631	186,074	4,307	214,012
Balance At 31 August 2014	93,500	1,017,346	174,370	329,890	57,687	1,672,793
Accumulated depreciation and impairment losses						
Balance at 1 September 2012	-	472,799	139,196	102,610	46,891	761,496
Depreciation Expense	-	23,810	6,027	37,490	6,995	74,322
Eliminate on Disposal	-	-	-	36,037	11,875	47,912
Balance At 31 August 2013	-	496,609	145,223	104,063	42,011	787,906
Balance at 1 September 2013	-	496,609	145,223	104,063	42,011	787,906
Depreciation Expense	-	24,221	5,897	38,174	6,694	74,986
Eliminate on Disposal	-	3,865	16,471	44,698	4,308	69,342
Balance At 31 August 2014	-	516,965	134,649	97,539	44,397	793,550
Carrying Amounts						
At 1 September 2012	93,500	471,694	30,384	271,106	13,137	879,821
At 31 August and 1 Sept 2013	93,500	450,559	24,357	266,869	16,375	851,660
At 31 August 2014	93,500	500,381	39,721	232,351	13,290	879,243



Note 12: CREDITORS AND OTHER PAYABLES

	Actual 2014	Actual 2013
Creditors	92,252	61,220
Income in Advance	8,478	10,868
Funding received for Public Toilet project commenced October 2013		
The Southern Trust	-	40,000
Rotorua Energy Charitable Trust	-	15,000
New Zealand Community Trust	-	12,500
The Lion Foundation	-	10,000
Accrued Expenses	29,601	34,434
	<hr/> 130,331	<hr/> 184,022

Note 13: EMPLOYEE ENTITLEMENTS

	Actual 2014	Actual 2013
Accrued Salaries & Wages	14,838	17,593
Annual Leave & Time in lieu	52,135	63,413
	<hr/> 66,973	<hr/> 81,006



Note 14: EQUITY	Actual 2014	Actual 2013
Accumulated Funds		
Balance at 1 September	1,371,853	1,448,361
Net Surplus/(Deficit)	(16,682)	(71,508)
Transfer to Restricted Reserve	(5,000)	(5,000)
Balance at 31 August	1,350,171	1,371,853
Restricted Reserves		
Balance at 1 September	320,000	315,000
Transfer from Accumulated Funds	5,000	5,000
Balance at 31 August	325,000	320,000
Total Equity at 31 August	1,675,171	1,691,853

The Council had no contingent liabilities as at 31 August 2014. (2013 nil)

The Council had no capital commitments at 31 August 2014. (2013 nil)

The Council had two operating lease commitments at 31 August 2014.

	2014	2013
Due less than 1 year	2,135	2,413
Due 1- 5 years	1,361	3,496
After 5 years	-	-
Total At 31 August	3,496	5,909

Note 15: RIGHT TO OCCUPY

The accommodation building at Waikaremoana is used under a Licence to Occupy for a period of 10 years (with a R.O.R.) at no cost from the Department of Conservation. The total land area is approximately 400 m². No use of building cost has been accrued due to the immaterial value of the rental.

Likewise, the fish trap located at Te Wairoa and a hut (Wairua hut), Lake Tarawera are used under a Right to Occupy. There is no formal agreement for these two plots of land owned by the Department of Conservation. The land area for each is approximately 15m² and 200m² respectively – no cost has been accrued for the use of the property, in the accounts, due to the immateriality of the rental.



Eastern Fish and Game Council has access to 8 Wildlife Management Reserves within the Rotorua/BOP Department of Conservation Conservancy. ERFGC do not own this land but are required to maintain it for the use by the public and licence holders. Likewise, the Hardcastle and Rawhiti wetlands are managed by ERFGC for the public benefit and for the benefit of licence holders.

ERFGC has conservation covenants for angler access to Ohau Channel, Te Wairoa stream, and Wairua stream mouths, Lake Tarawera and other easements under the Land Act 1948 along the Waikato River.

Note 16: RELATED PARTY TRANSACTIONS

The following transactions were carried out with Related parties during the year.

New Zealand Fish and Game Council

Levies paid to NZFGC for the year totalled \$355,388 (2013 \$367,525). Other transactions with NZ Council include the purchase of Licence books, regulation guides and magazine supplements. At balance date there was \$9,507 owing (2013 Nil).

Hawkes Bay Fish and Game Council

An operational agreement between the Eastern Council and the Hawkes Bay Council was in place during the 2013-14 year. The contract was for Administration support and operational staff resources. The Net value of these services for 2014 was \$13,234 (2013 \$13,234). Fish were also supplied to the Hawkes Bay Council on normal conditions. Other transactions with the Hawkes Bay Council include the recovery of expenses incurred by the Eastern Region on behalf of the Hawkes Bay region. At balance date there was a balance owing to the Council of \$6,099 (2013 \$6,099). The Council owed the Hawke's Bay Council \$2,294 (2013 \$2,294).

Other Fish and Game Councils

Sales of Fish under normal trade conditions were made to Wellington, Taranaki, Auckland/Waikato and Northland Fish and Game Councils.

Councillors

Councillor Murray Ferris was employed to assist with the Waterfowl Monitoring project for the Gisborne/Wairoa area and was paid wages totalling \$1,687 (2013 \$1,692). The only other transactions entered into with Councillors were for the purchase of a licence to fish or hunt.

No provision has been required, nor any expense recognised for impairment of receivables from related parties (2013 nil).

Note 17: SUBSEQUENT EVENTS

There were no significant events after balance date. (2013 nil)



INDEPENDENT AUDITOR'S REPORT

**TO THE READERS OF
EASTERN FISH AND GAME COUNCIL
FINANCIAL STATEMENTS AND STATEMENT OF SERVICE PERFORMANCE
FOR THE YEAR ENDED 31 AUGUST 2014**

The Auditor-General is the auditor of Eastern Fish and Game Council (the Fish and Game Council). The Auditor-General has appointed me, R K Owen, using the staff and resources of Owen McLeod & Co to carry out the audit of the financial statements and statement of service performance of the Fish and Game Council on her behalf.

We have audited:

- the financial statements of the Fish and Game Council on pages 41 to 56 that comprise the statement of financial position as at 31 August 2014, the statement of comprehensive income, the statement of changes in equity for the year ended on that date and the notes to the financial statements that include accounting policies and other explanatory information; and
- the statement of service performance of the Fish and Game Council on pages 6 to 37.

Opinion on the financial statements and the statement of service performance

In our opinion:

- the financial statements of the Fish and Game Council on pages 41 to 56:
 - comply with generally accepted accounting practice in New Zealand; and
 - fairly reflect the Fish and Game Council's:
 - financial position as at 31 August 2014; and
 - financial performance for the year ended on that date; and
- the statement of service performance of the Fish and Game Council on pages 6 to 37:
 - complies with generally accepted accounting practice in New Zealand; and
 - fairly reflects the Fish and Game Council's service performance for the year ended on 31 August 2014, including:
 - its performance achieved, as compared with forecast targets specified in the statement of forecast service performance for the financial year; and
 - its revenue earned and output expenses incurred, as compared with the forecast revenues and output expenses specified in the statement of forecast service performance for the start of the financial year.

Our audit was completed on 5 November 2014. This is the date at which our opinion is expressed.

The basis of our opinion is explained below. In addition, we outline the responsibilities of the Council and our responsibilities, and we explain our independence.

91 Clarence Street Hamilton 3204
PO Box 389 Hamilton 3240

Telephone 07 839 1235
Facsimile 07 839 1237

Freephone 0800 269 139

enquiries@owenmcleod.co.nz
www.owenmcleod.co.nz



Basis of opinion

We carried out our audit in accordance with the Auditor-General's Auditing Standards, which incorporate the International Standards on Auditing (New Zealand). Those standards require that we comply with ethical requirements and plan and carry out our audit to obtain reasonable assurance about whether the financial statements and statement of service performance are free from material misstatement.

Material misstatements are differences or omissions of amounts and disclosures that, in our judgement, are likely to influence readers' overall understanding of the financial statements and statement of service performance. If we had found material misstatements that were not corrected, we would have referred to them in our opinion.

An audit involves carrying out procedures to obtain audit evidence about the amounts and disclosures in the financial statements and statement of service performance. The procedures selected depend on our judgement, including our assessment of risks of material misstatement of the financial statements and statement of service performance, whether due to fraud or error. In making those risk assessments, we consider internal control relevant to the Fish and Game Council's preparation of the financial statements and statement of service performance that fairly reflect the matters to which they relate. We consider internal control in order to design audit procedures that are appropriate in the circumstances but not for the purpose of expressing an opinion on the effectiveness of the Fish and Game Council's internal control.

An audit also involves evaluating:

- the appropriateness of accounting policies used and whether they have been consistently applied;
- the reasonableness of the significant accounting estimates and judgements made by the Council;
- the adequacy of all disclosures in the financial statements and statement of service performance; and
- the overall presentation of the financial statements and statement of service performance.

We did not examine every transaction, nor do we guarantee complete accuracy of the financial statements and statement of service performance. Also we did not evaluate the security and controls over the electronic publication of the financial statements and statement of service performance.

We have obtained all the information and explanations we have required and we believe we have obtained sufficient and appropriate audit evidence to provide a basis for our audit opinion.

Responsibilities of the Council

The Council is responsible for preparing financial statements and a statement of service performance that:

- comply with generally accepted accounting practice in New Zealand;
- fairly reflect the Fish and Game Council's financial position and financial performance; and
- fairly reflect its service performance achievements.

The Council is also responsible for such internal control as it determines is necessary to enable the preparation of financial statements and a statement of service performance that are free from material misstatement, whether due to fraud or error. The Council is also responsible for the publication of the financial statements and statement of service performance, whether in printed or electronic form.

The Council's responsibilities arise from the Public Finance Act 1989 and the Conservation Act 1987.


Responsibilities of the Auditor

We are responsible for expressing an independent opinion on the financial statements and statement of service performance and reporting that opinion to you based on our audit. Our responsibility arises from section 15 of the Public Audit Act 2001 and section 26W (2) of the Conservation Act 1987.

Independence

When carrying out the audit, we followed the independence requirements of the Auditor-General, which incorporate the independence requirements of External Reporting Board.

Other than the audit, we have no relationship with or interests in the Eastern Fish and Game Council.



RK Owen
Owen McLeod & Co
On behalf of the Auditor-General
Hamilton, New Zealand